





Silo 11



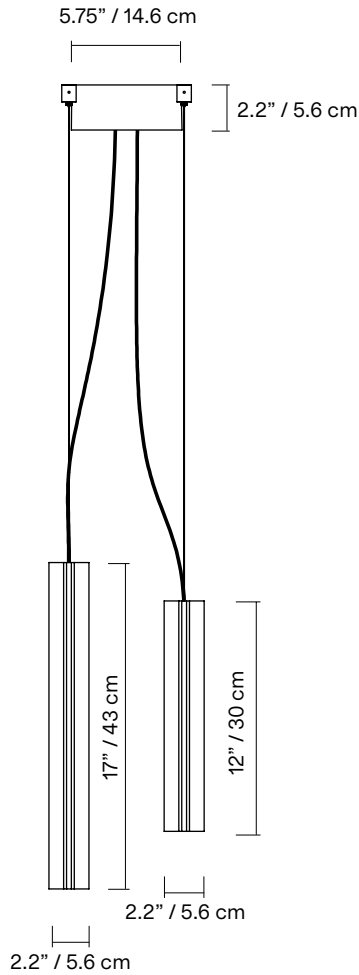
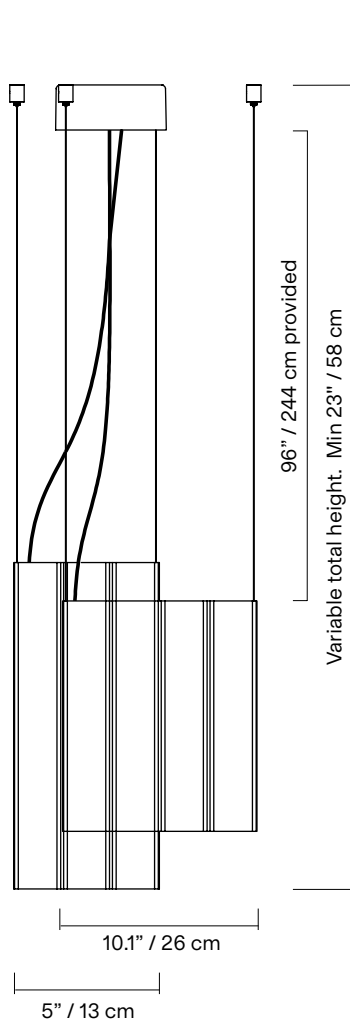
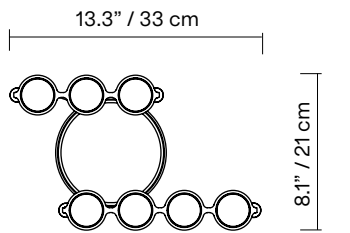
The Silo collection inhabits many worlds at once, creating a striking metaphor for duality. Mysterious yet inviting, the true magic lies in how its rhythmic curves shape light and space around it. Made using custom aluminium extrusions, the modular uplight-downlight creates a theatrical yet sleek composition

TYPE	Suspension
CONSTRUCTION	Powder coated, mirror polished or tumbled aluminum body Powder coated canopy Polycarbonate lens Polyurethane cord
SPECIFICATIONS	Source: LED array, integrated Power consumption: 29.6W Colour temperature: 3000K 2700K dim to warm 3000K to 2200K dim to warm 2700K to 2200K Lumen output: 3000K downlight - 826lm 3000K downlight and uplight - 1047lm 2700K downlight - 788lm 2700K downlight and uplight - 998lm Colour rendering index: ≥ 90 CRI Colour consistency: 3 SDCM Expected lifetime: $\geq 50\ 000$ h
CONTROL	120/277V on/off, 0-10V, or phase dimming (120V only) 220-240V: On/Off, Phase Dimming, DALI
CORD LENGTH	120" / 304 cm
STAINLESS STEEL CABLE	96" / 244 cm
WEIGHT	SIL3SB - 5.56 lb / 2.3 Kg SIL4SA - 5.49 lb / 2.3 Kg
CERTIFICATIONS	    IP20
WARRANTY	2 years

Suggested installation











NOTES

- The canopy can be offset from composition.
- Luminaire total height (ceiling to lowest point of luminaire). 96" / 244 cm aircraft cable provided.
Min - 23" / 58 cm
Max - 111" / 282 cm
- *For any height outside these parameters, contact Lambert & Fils.
- Luminaire height is adjustable on site.
- Luminaire can be installed on a slanted ceiling - 45° or less, contact Lambert & Fils.
- Dimensions are approximate and may vary slightly.






FINISH

PALETTE 2

				
DP Wrinkled dusty pink	OB Glossy oxblood	BK Textured black	MR Mirror polished	TA Tumbled aluminum
				
WH Textured white	BG Textured beige	TC Textured terracotta	AU Textured aubergine	MB Textured midnight blue

CORD

		
BK Black	WH White	CU Cumin

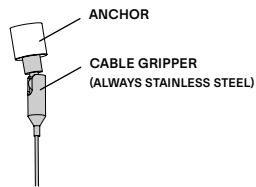
MOUNTING



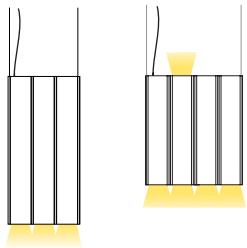
SM
Surface mounted

ANCHORS

Swivel option available for slanted ceilings (45 ° max angle)



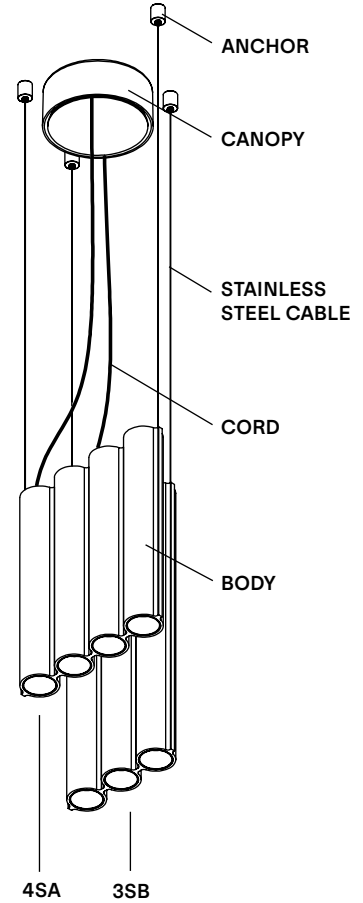
CONFIGURATION



NOTES

- Must be installed by an electrician
- Ceiling anchors not meant for slanted ceilings (available upon request)
- LED may only be changed by Lambert & Fils or other authorized personnel
- Not protected against liquids (refer to IP20)
- Additional charges for modifications or for special orders
- Please refer to maintenance sheet on our website for cleaning instructions

LAMP ANATOMY



		Example	Fill with your selection
COLLECTION	SIL Silo	SIL	SIL
MODEL	11	11	11
BODIES (All choices other than Palette 2 are a monochrome cluster)	P2 Palette 2 (3SB in glossy oxblood, 4SA in wrinkled dusty pink) BK Textured black WH Textured white MR Mirror polished aluminum TA Tumbled aluminum BG Textured beige DP Wrinkled dusty pink TC Textured terracotta AU Textured aubergine OB Glossy oxblood MB Textured midnight blue CC Custom colour*	P2	
CORD	BK Black WH White CU Cumin	BK	
CANOPY AND ANCHORS	BK Textured black WH Textured white BG Textured beige DP Wrinkled dusty pink TC Textured terracotta AU Textured aubergine OB Glossy oxblood MB Textured midnight blue CC Custom colour*	BK	
MOUNTING	SM Surface mounted	SM	SM
COLOUR TEMPERATURE (CCT)	F22 Fixed 2200K F27 Fixed 2700K F30 Fixed 3000K D27 Dim to warm 2700K-2200K D30 Dim to warm 3000K-2200K CCT Other CCT available upon request**	F22	
DIMMING	ZT 0-10V (120VAC only) PH Phase dimming DA DALI (220-240VAC only)	ZT	
FULL SKU		SIL11P2BKBKSMF22ZT	
NOTES			

*Custom colour available upon request. Material library on website.

**Specific CCT selection only available in 100k increments, from 2200K to 4000K inclusively and not available with Dim-to-Warm feature.