





# Silo 10



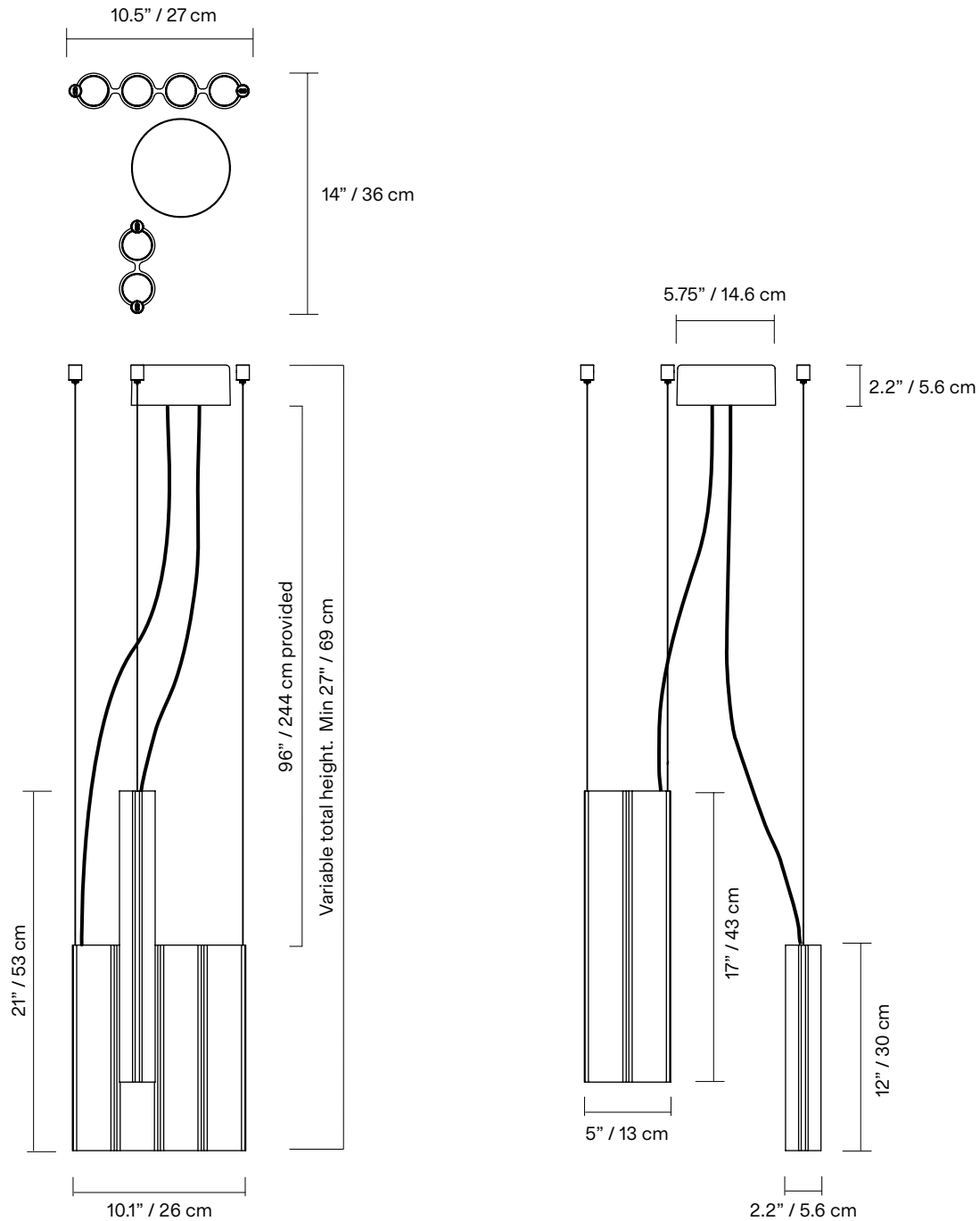
The Silo collection inhabits many worlds at once, creating a striking metaphor for duality. Mysterious yet inviting, the true magic lies in how its rhythmic curves shape light and space around it. Made using custom aluminium extrusions, the modular uplight-downlight creates a theatrical yet sleek composition

<b>TYPE</b>	Suspension
<b>CONSTRUCTION</b>	Powder coated, mirror polished or tumbled aluminum body Powder coated canopy Polycarbonate lens Polyurethane cord
<b>SPECIFICATIONS</b>	Source: LED array, integrated Power consumption: 29.6W  Colour temperature: 3000K 2700K dim to warm 3000K to 2200K dim to warm 2700K to 2200K  Lumen output: 3000K downlight - 806lm 3000K downlight and uplight - 1058lm 2700K downlight - 769lm 2700K downlight and uplight - 1009lm  Colour rendering index: $\geq 90$ CRI Colour consistency: 3 SDCM Expected lifetime: $\geq 50\ 000$ h
<b>CONTROL</b>	120/277V on/off, 0-10V, or phase dimming (120V only) 220-240V: On/Off, Phase Dimming, DALI
<b>CORD LENGTH</b>	120" / 304 cm
<b>STAINLESS STEEL CABLE</b>	96" / 244 cm
<b>WEIGHT</b>	2SB - 3.71lb / 1.4KG 4SA - 5.49lb / 2.5KG
<b>CERTIFICATIONS</b>	    IP20
<b>WARRANTY</b>	2 years

## Suggested installation

### NOTES

- The canopy can be offset from composition.
- Luminaire total height (ceiling to lowest point of luminaire). 96" / 244 cm aircraft cable provided.  
Min - 27" / 69 cm  
Max - 108" / 274 cm
- \*For any height outside these parameters, contact Lambert & Fils.
- Luminaire height is adjustable on site.
- Luminaire can be installed on a slanted ceiling - 45° or less, contact Lambert & Fils.
- Dimensions are approximate and may vary slightly.

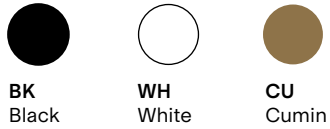


## FINISH

### PALETTE 1



## CORD



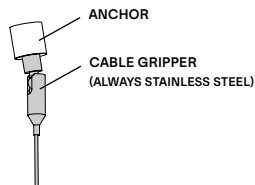
## MOUNTING



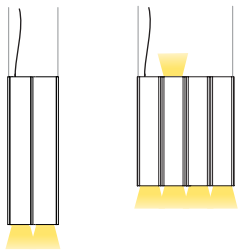
**SM**  
Surface mounted

## ANCHORS

Swivel option available for slanted ceilings (45° max angle)



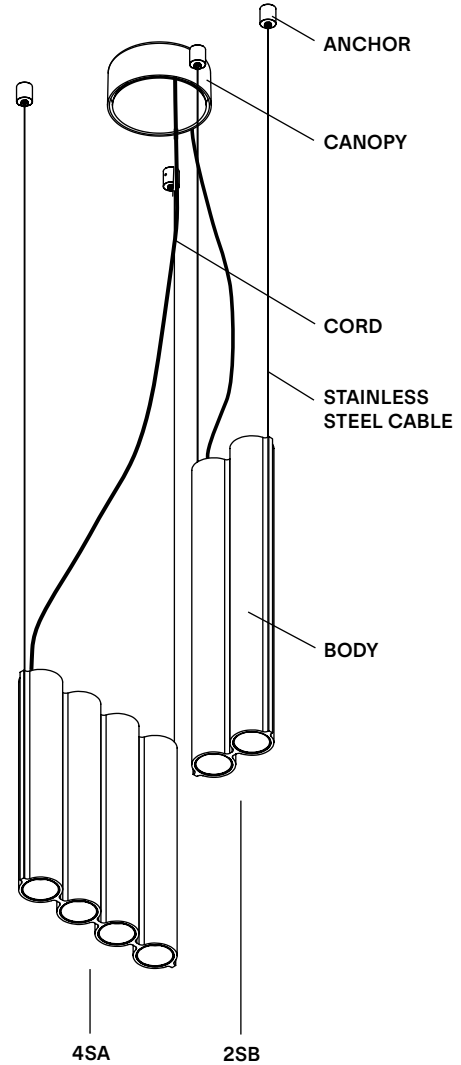
## CONFIGURATION



## NOTES

- Must be installed by an electrician
- Ceiling anchors not meant for slanted ceilings (available upon request)
- LED may only be changed by Lambert & Fils or other authorized personnel
- Not protected against liquids (refer to IP20)
- Additional charges for modifications or for special orders
- Please refer to maintenance sheet on our website for cleaning instructions

## LAMP ANATOMY



		Example	Fill with your selection
<b>COLLECTION</b>	<b>SIL</b> Silo	<b>SIL</b>	<b>SIL</b>
<b>MODEL</b>	<b>10</b>	<b>10</b>	<b>10</b>
<b>BODIES</b> (All choices other than Palette 1 are a monochrome cluster)	<b>P1</b> Palette 1 (2SB in tumbled aluminum, 4SA in mirror polished aluminum) <b>BK</b> Textured black <b>WH</b> Textured white <b>MR</b> Mirror polished aluminum <b>TA</b> Tumbled aluminum <b>BG</b> Textured beige <b>DP</b> Wrinkled dusty pink <b>TC</b> Textured terracotta <b>AU</b> Textured aubergine <b>OB</b> Glossy oxblood <b>MB</b> Textured midnight blue <b>CC</b> Custom colour*	<b>P1</b>	
<b>CORD</b>	<b>BK</b> Black <b>WH</b> White <b>CU</b> Cumin	<b>BK</b>	
<b>CANOPY AND ANCHORS</b>	<b>BK</b> Textured black <b>WH</b> Textured white <b>BG</b> Textured beige <b>DP</b> Wrinkled dusty pink <b>TC</b> Textured terracotta <b>AU</b> Textured aubergine <b>OB</b> Glossy oxblood <b>MB</b> Textured midnight blue <b>CC</b> Custom colour*	<b>BK</b>	
<b>MOUNTING</b>	<b>SM</b> Surface mounted	<b>SM</b>	<b>SM</b>
<b>COLOUR TEMPERATURE (CCT)</b>	<b>F22</b> Fixed 2200K <b>F27</b> Fixed 2700K <b>F30</b> Fixed 3000K <b>D27</b> Dim to warm 2700K-2200K <b>D30</b> Dim to warm 3000K-2200K <b>CCT</b> Other CCT available upon request**	<b>F22</b>	
<b>DIMMING</b>	<b>ZT</b> 0-10V (120VAC only) <b>PH</b> Phase dimming <b>DA</b> DALI (220-240VAC only)	<b>ZT</b>	
<b>FULL SKU</b>		<b>SIL10P1BKBKSMF22ZT</b>	
<b>NOTES</b>			

\*Custom colour available upon request. Material library on website.

\*\*Specific CCT selection only available in 100k increments, from 2200K to 4000K inclusively and not available with Dim-to-Warm feature.