





# Silo Atelier 02



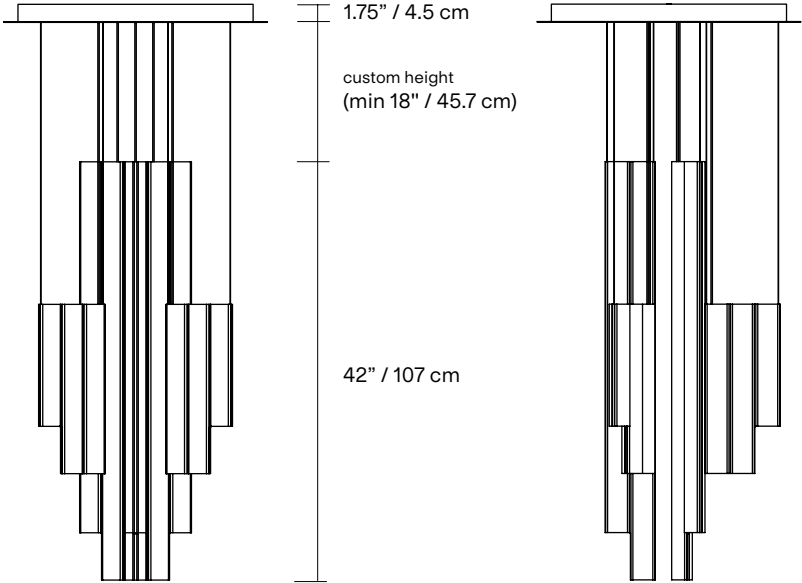
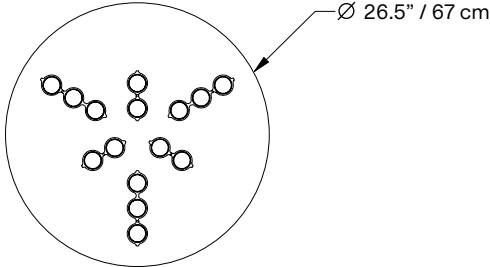
The Silo collection inhabits many worlds at once, creating a striking metaphor for duality. Mysterious yet inviting, the true magic lies in how its rhythmic curves shape light and space around it. Made using custom aluminum extrusions, the modular design creates a theatrical yet sleek composition.

<b>TYPE</b>	Suspension
<b>CONSTRUCTION</b>	Powder coated or mirror polished aluminum body Powder coated canopy Polycarbonate lens Polyurethane cord
<b>SPECIFICATIONS</b>	Source: LED array, integrated Power consumption: 44.5W  Colour temperature: 3000K 2700K dim to warm 3000K to 2200K dim to warm 2700K to 2200K  Lumen output: 3000K - 1591 lm downlight 2700K - 1517 lm downlight Colour rendering index: ≥90 CRI Colour consistency: 3 SDCM Expected lifetime: ≥50 000h
<b>CONTROL</b>	120/277V on/off, 0-10V, or phase dimming (120V only) 220-240V: On/Off, Phase Dimming, DALI
<b>CORD LENGTH</b>	Custom length
<b>STAINLESS STEEL CABLE</b>	Custom length
<b>WEIGHT</b>	72.5 lb / 32.9 kg
<b>CERTIFICATIONS</b>	    IP20
<b>WARRANTY</b>	2 years

# Spec Drawings

Suggested installation

## SURFACE MOUNTED



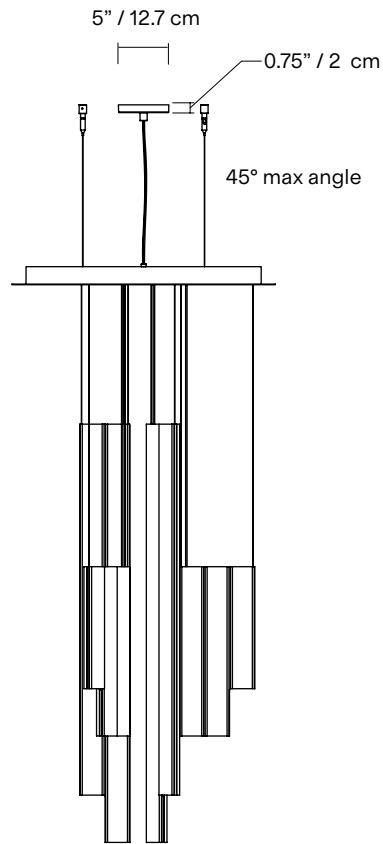
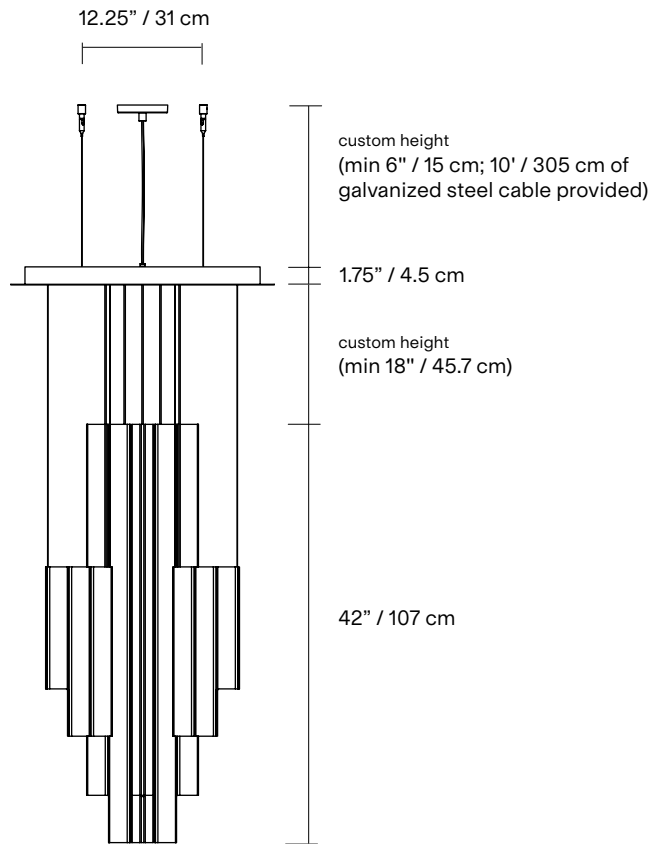
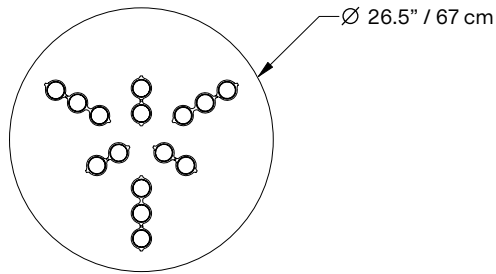
\*dimensions are approximate and may vary slightly

# Spec Drawings

## Suggested installation

### OFFSET MOUNTED

(for slanted ceiling  
or offset canopy)



\*dimensions are approximate and may vary slightly

## FINISH



**OB**  
Glossy  
oxblood



**MR**  
Mirror  
polished  
aluminum



**BG**  
Textured  
beige

## CORD



**BK**  
Black



**WH**  
White



**CU**  
Cumin

## CANOPY AND MOUNTING SYSTEM

(offset canopy and anchors)



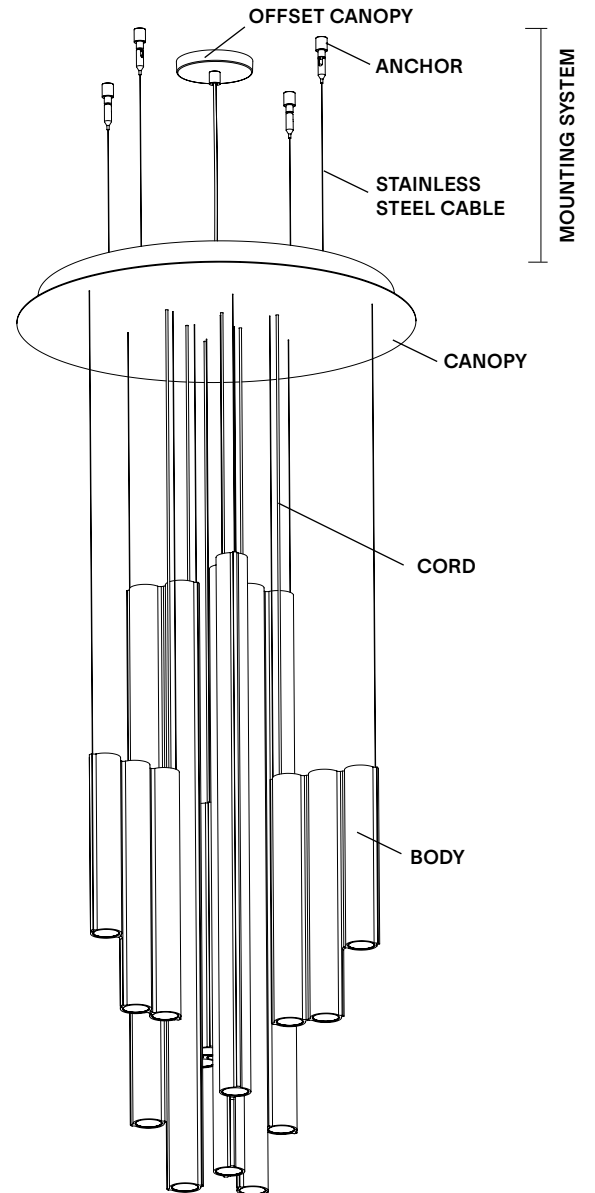
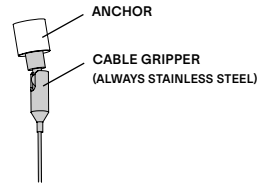
**WH**  
Textured  
white

## NOTES

- Must be installed by an electrician
- LED may only be changed by Lambert & Fils or other authorized personnel
- Not protected against liquids (refer to IP20)
- Additional charges for modifications or for special orders
- Please refer to maintenance sheet on our website for cleaning instructions

## LAMP ANATOMY

(Offset canopy)



		Example	Fill with your selection
<b>COLLECTION</b>	<b>SIL</b> Silo	<b>SIL</b>	<b>SIL</b>
<b>MODEL</b>	<b>52</b>	<b>52</b>	<b>52</b>
<b>BODIES</b>	<b>BG</b> Textured beige <b>OB</b> Glossy oxblood <b>MR</b> Mirror polished aluminum <b>CC</b> Custom colour*	<b>OB</b>	
<b>CORD</b>	<b>BK</b> Black <b>WH</b> White <b>CU</b> Cumin	<b>BK</b>	
<b>CANOPY</b>	<b>WH</b> Textured white <b>CC</b> Custom colour*	<b>WH</b>	
<b>MOUNTING TYPE</b>	<b>SM</b> Surface mounted <b>OS</b> Offset mounted	<b>SM</b>	
<b>MOUNTING TYPE FINISH**</b>	<b>WH</b> Textured white <b>CC</b> Custom colour*	<b>WH</b>	
<b>COLOUR TEMPERATURE (CCT)</b>	<b>WL</b> Warm light (2700K) <b>NL</b> Neutral light (3000K) <b>D27</b> Dim to warm (2700K-2200K) <b>D30</b> Dim to warm (3000K-2200K) <b>CCT</b> Other CCT available upon request***	<b>WL</b>	
<b>DIMMING</b>	<b>ZT</b> 0-10V (120VAC only) <b>PH</b> Phase dimming <b>DA</b> DALI (220-240VAC only)	<b>ZT</b>	
<b>FULL SKU</b>		<b>SIL52OBBKWHSMWLZT</b>	

**NOTES**

\*Custom colour available upon request. Material library on website.

\*\*To choose only with offset mounted option.

\*\*\*Specific CCT selection only available in 100k increments, from 2200K to 4000K inclusively and not available with Dim-to-Warm feature.