


# Silo Atelier 01



The Silo collection inhabits many worlds at once, creating a striking metaphor for duality. Mysterious yet inviting, the true magic lies in how its rhythmic curves shape light and space around it. Made using custom aluminum extrusions, the modular uplight-downlight creates a theatrical yet sleek composition

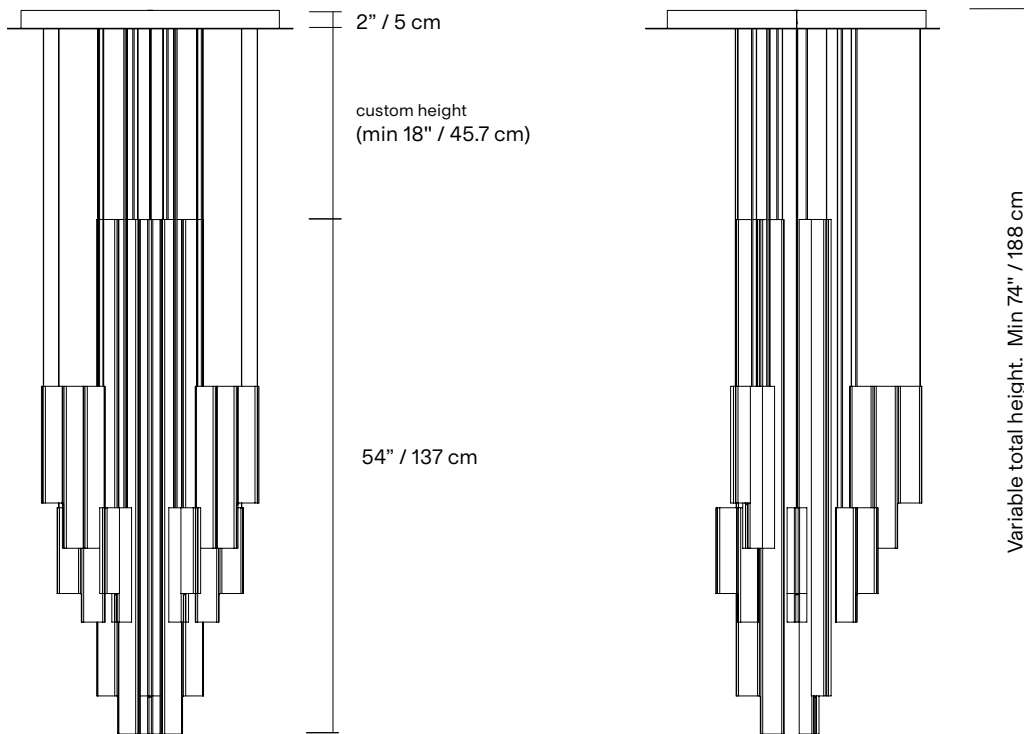
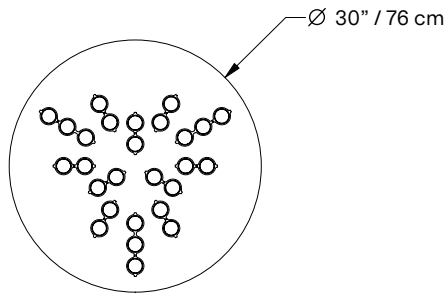
<b>TYPE</b>	Suspension
<b>CONSTRUCTION</b>	Powder coated or mirror polished aluminum body Powder coated canopy Polycarbonate lens Polyurethane cord
<b>SPECIFICATIONS</b>	Source: LED array, integrated Power consumption: 50.8W, 44.5W (phase dimming CE)
	Colour temperature: 3000K 2700K dim to warm 3000K to 2200K dim to warm 2700K to 2200K
	Lumen output: 3000K -1621 lm downlight -1426 lm (phase dimming CE) -355 lm uplight -302 lm (phase dimming CE) 2700K -1545 lm downlight -1360 lm (phase dimming CE) -287 lm uplight -253 lm (phase dimming CE)
	Colour rendering index: ≥90 CRI Colour consistency: 3 SDCM Expected lifetime: ≥50 000h
<b>CONTROL</b>	120/277V on/off, 0-10V, or phase dimming (120V only) 220-240V: On/Off, Phase Dimming, DALI
<b>CORD LENGTH</b>	Custom length
<b>STAINLESS STEEL CABLE</b>	Custom length
<b>WEIGHT</b>	90 lb / 41 kg
<b>CERTIFICATIONS</b>	 IP20
<b>WARRANTY</b>	2 years

## Suggested installation

### NOTES

- Luminaire total height (ceiling to lowest point of luminaire)  
Min - 74.25" / 188.6 cm  
Max - Variable, please specify
- Luminaire height is not adjustable on site
- Available for slanted ceiling - 45° or less (see offset mounting option on next page)
- Dimensions are approximate and may vary slightly

### SURFACE MOUNTED

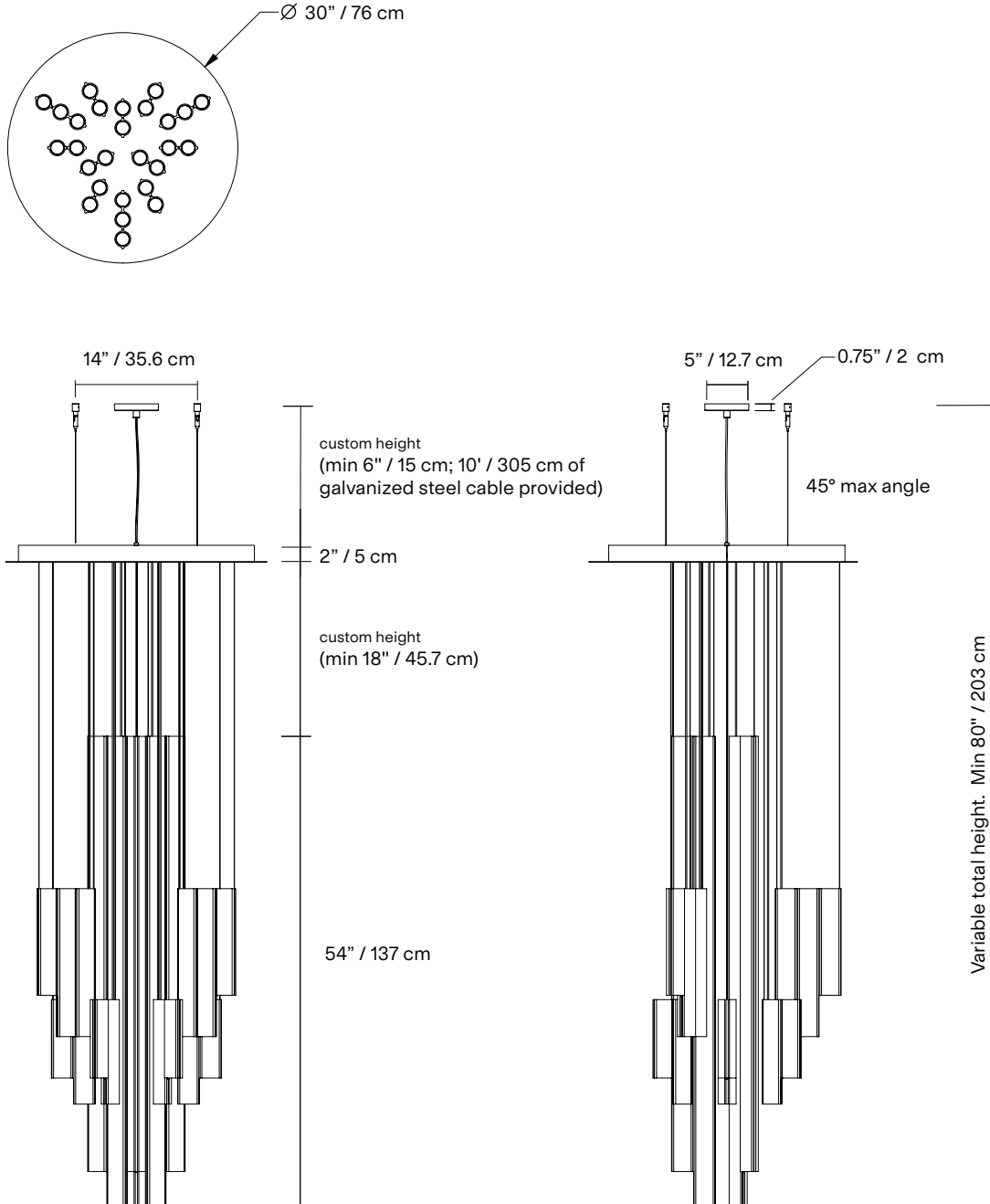


## Suggested installation

### NOTES

- Luminaire total height (ceiling to lowest point of luminaire)  
Min - 80.25" / 204 cm  
Max - Variable, please specify
- Luminaire height is not adjustable on site
- Installation possible on slanted ceiling - 45° or less
- Dimensions are approximate and may vary slightly

**OFFSET MOUNTED**  
(for slanted ceiling  
or offset canopy)



## FINISH



**OB**  
Glossy  
oxblood



**MR**  
Mirror  
polished  
aluminum



**BG**  
Textured  
beige

## CORD



**BK**  
Black



**WH**  
White



**CU**  
Cumin

## CANOPY AND MOUNTING SYSTEM

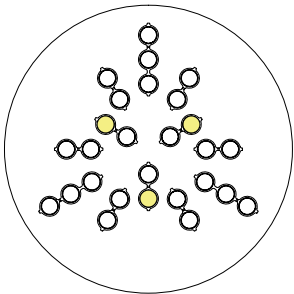
(offset canopy and anchors)



**WH**  
Textured  
white

## CONFIGURATION

uplights

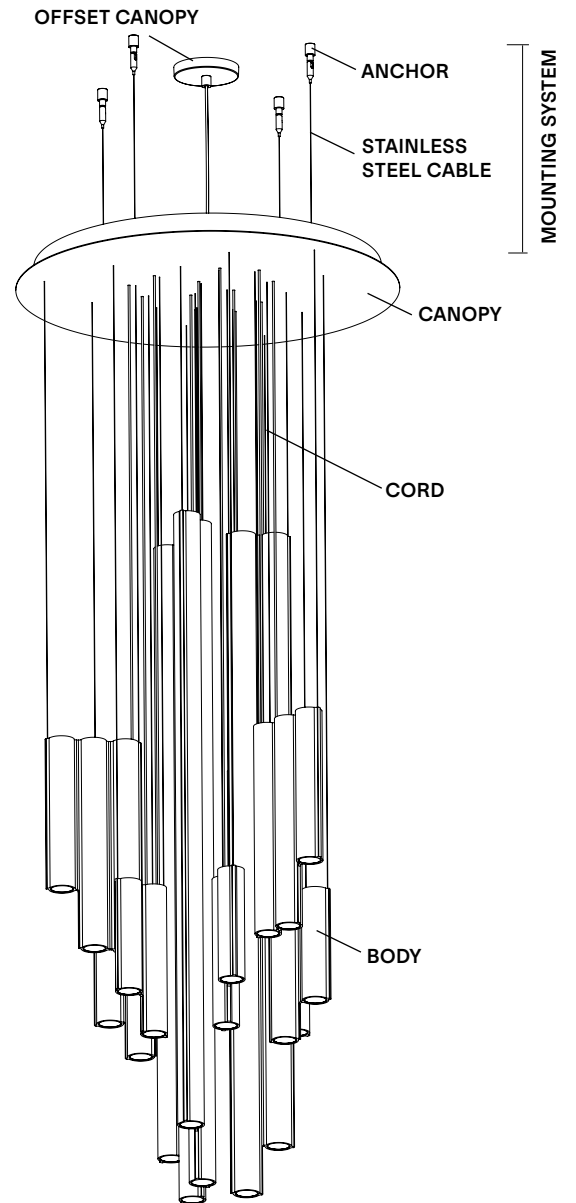
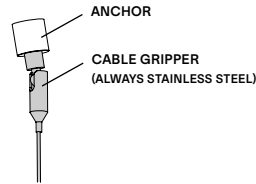


## NOTES

- Must be installed by an electrician
- LED may only be changed by Lambert & Fils or other authorized personnel
- Not protected against liquids (refer to IP20)
- Additional charges for modifications or for special orders
- Please refer to maintenance sheet on our website for cleaning instructions

## LAMP ANATOMY

(Offset canopy)



		Example	Fill with your selection
<b>COLLECTION</b>	<b>SIL</b> Silo	<b>SIL</b>	<b>SIL</b>
<b>MODEL</b>	<b>51</b>	<b>51</b>	<b>51</b>
<b>BODIES</b>	<b>BG</b> Textured beige <b>OB</b> Glossy oxblood <b>MR</b> Mirror polished aluminum <b>CC</b> Custom colour*	<b>OB</b>	
<b>CORD</b>	<b>BK</b> Black <b>WH</b> White <b>CU</b> Cumin	<b>BK</b>	
<b>CANOPY</b>	<b>WH</b> Textured white <b>CC</b> Custom colour*	<b>WH</b>	
<b>MOUNTING TYPE</b>	<b>SM</b> Surface mounted <b>OS</b> Offset mounted	<b>SM</b>	
<b>MOUNTING TYPE FINISH**</b>	<b>WH</b> Textured white <b>CC</b> Custom colour*	<b>WH</b>	
<b>COLOUR TEMPERATURE (CCT)</b>	<b>F22</b> Fixed 2200K <b>F27</b> Fixed 2700K <b>F30</b> Fixed 3000K <b>D27</b> Dim to warm 2700K-2200K <b>D30</b> Dim to warm 3000K-2200K <b>CCT</b> Other CCT available upon request***	<b>F22</b>	
<b>DIMMING</b>	<b>ZT</b> 0-10V (120VAC only) <b>PH</b> Phase dimming <b>DA</b> DALI (220-240VAC only)	<b>ZT</b>	
<b>FULL SKU</b>		<b>SIL51OBBKWHSMF22ZT</b>	

**NOTES**

\*Custom colour available upon request. Material library on website.

\*\*To choose only with offset mounted option.

\*\*\*Specific CCT selection only available in 100k increments, from 2200K to 4000K inclusively and not available with Dim-to-Warm feature.