





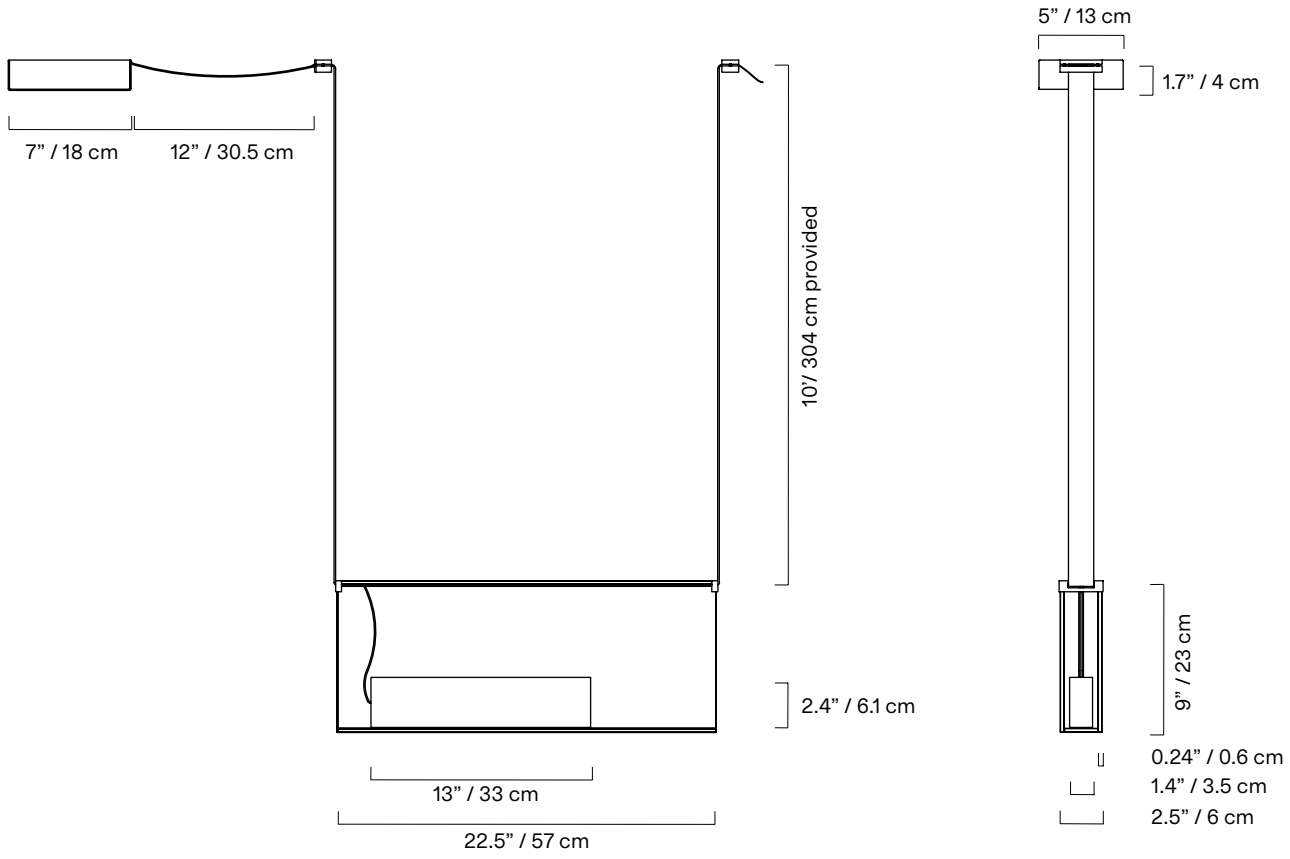
Sainte 25



Featuring lightweight acrylic panels, the Sainte's Classic series is destined for residential, hospitality and office interiors. Hung solo or in multiples, Sainte's tones and textures unearth ambiance and imbue a sense of intimacy. A removable aluminum lightbox rests within the translucent acrylic and can be flipped around, allowing it to cast light up or down.

Created in collaboration with Canadian designer Rachel Bussin.

| | |
|-----------------------|--|
| TYPE | Suspension |
| CONSTRUCTION | Aluminum polished light block, anchor system and ceiling anchors Polyester laminated acrylic Nylon ribbon PMMA frosted diffuser |
| SPECIFICATIONS | Source: LED array, integrated Power consumption: 11W Colour temperature 2700K, 3000K, dim to warm. See order guide Lumen output: 2700K - 499lm Colour rendering index: ≥90 CRI Colour consistency: 3 SDCM Expected lifetime: ≥50 000h |
| CONTROL | 120-277V: On/Off, 0-10V, Phase Dimming (120V only) 220-240V: On/Off, Phase Dimming, DALI Refer to our recommended list of dimmer models |
| CORD LENGTH | 10' / 305 cm each side, width: 1.5" / 3.8 cm |
| WEIGHT | 9.6 lb / 4.4 kg |
| CERTIFICATIONS |     IP20 |
| WARRANTY | 2 years |



*dimensions are approximate and may vary slightly

ACRYLIC BODY

(*Custom colours available on one or both sides upon request)



BK
Black



BZ
Bronze



EC
Extra clear



GN
Green



GY
Grey

transparent



FC
Frosted
extra clear

translucent

NYLON RIBBON

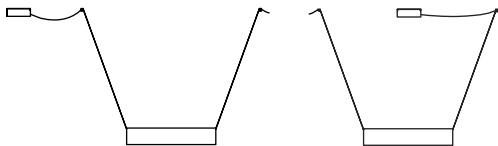


BK
Black

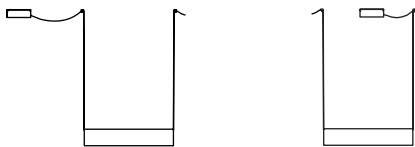


BG
Beige

MOUNTING OPTIONS



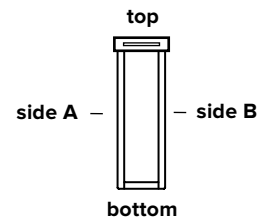
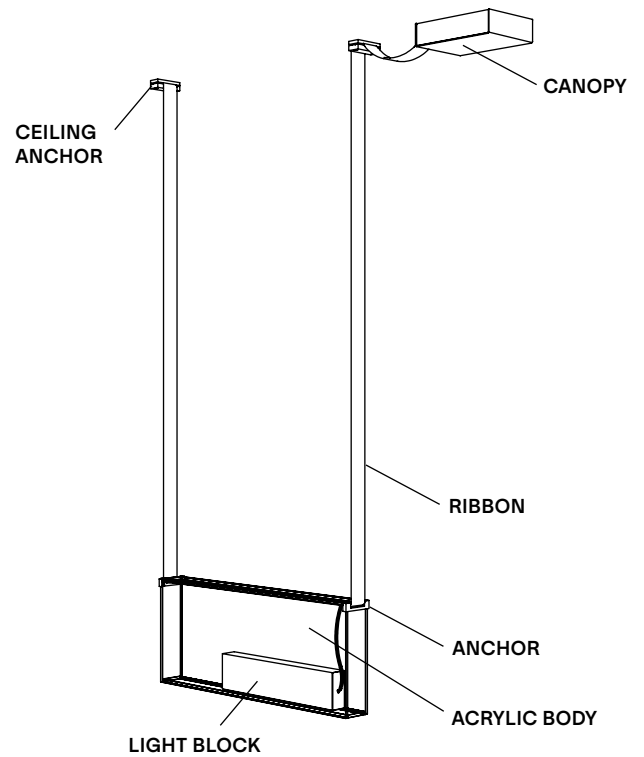
Must be installed at 20 degrees or less.



NOTES

- Must be installed by an electrician
- LED may only be changed by Lambert & Fils or other authorized personnel
- Not protected against liquids (refer to IP20)
- Additional charges for modifications or for special orders
- Please refer to maintenance sheet on our website for cleaning instructions

LAMP ANATOMY



Top and bottom are always ultraclear and not available in colour

| | | Example | Fill with your selection |
|---------------------------------|--|-------------------------|--------------------------|
| COLLECTION | STE Sainte | STE | STE |
| MODEL | 25 | 25 | 25 |
| COLOUR SIDE A | BK Black BZ Bronze EC Extra clear FC Frosted extra clear GN Green GY Grey CC Custom colour* | BK | |
| COLOUR SIDE B | BK Black BZ Bronze EC Extra clear FC Frosted extra clear GN Green GY Grey CC Custom colour* | BK | |
| NYLON RIBBON | BK Black BG Beige | BK | |
| CANOPY | BK Black WH White | BK | |
| COLOUR TEMPERATURE (CCT) | WL Warm light (2700K) NL Neutral light (3000K) D27 Dim to warm (2700K-2200K) D30 Dim to warm (3000K-2200K) CCT Other CCT available upon request** | WL | |
| DIMMING | ZT 0-10V (120VAC only) PH Phase dimming DA DALI (220-240VAC only) | ZT | |
| FULL SKU | | STE25BKBKKBKWLZT | |
| | | NOTES | |

*Custom colour available upon request. Material library on website.

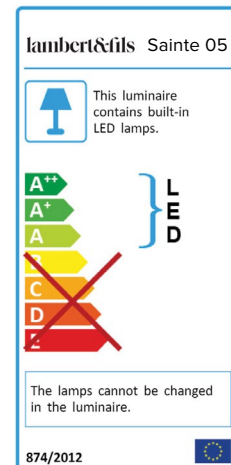
**Specific CCT selection only available in 100k increments, from 2200K to 4000K inclusively and not available with Dim-to-Warm feature.

TESTED DIMMER COMPATIBILITY LIST - 120V*

Phase cut dimming (leading edge or trailing edge**)

| DIMMER BRAND | MODEL | MAX LEVEL | MIN LEVEL | DIMMING PROTOCOL |
|--------------|------------|-----------|-----------|------------------|
| Cooper | DLC03P | 100% | 2% | Phase Cut |
| Leviton | IPE04-1LZ | 100% | 6% | Phase Cut |
| Leviton | IPI06-1LZ | 100% | 1% | Phase Cut |
| Leviton | VPE06-1LZ | 100% | 10% | Phase Cut |
| Lutron | DVCL-153P | 100% | 1% | Phase Cut |
| Lutron | DVELV-303P | 100% | 7% | Phase Cut |
| Lutron | FAELV-500 | 100% | 12% | Phase Cut |
| Lutron | MAELV-600 | 100% | 12% | Phase Cut |
| Lutron | SELV-300P | 100% | 8% | Phase Cut |
| Lutron | TGCL-153P | 100% | 6% | Phase Cut |

EU ENERGY LABEL



TESTED DIMMER COMPATIBILITY LIST - 230V*

Phase cut dimming (leading edge or trailing edge**)

| DIMMER BRAND | MODEL | MAX LEVEL | MIN LEVEL | DIMMING PROTOCOL |
|--------------|----------------|-----------|-----------|------------------|
| Busch-Jaeger | 2250U | 100% | 11.0% | Phase Cut |
| Busch-Jaeger | 6523U | 100% | 0.6% | Phase Cut |
| CLIPSAL | 32E450TM | 100% | 3.7% | Phase Cut |
| CLIPSAL | 32E450UDM | 100% | 4.8% | Phase Cut |
| EHMANN | T46S | 100% | 9.0% | Phase Cut |
| E-Lite | U116 | 100% | 5.0% | Phase Cut |
| ELKO | 315GLE | 100% | 0.5% | Phase Cut |
| ELKO | 315GLE-2Pole | 100% | 3.0% | Phase Cut |
| Feller | 40200.LED.F.61 | 100% | 7.0% | Phase Cut |
| Finder | 15.91.8 | 100% | 5.2% | Phase Cut |
| Gira | 117600/I01 | 100% | 7.8% | Phase Cut |
| Gira | 118200/I01 | 100% | 6.0% | Phase Cut |
| Hager | EVN011 | 100% | 2.8% | Phase Cut |
| Hager | EVN012 | 100% | 2.9% | Phase Cut |
| JUNG | 225TDE | 100% | 4.0% | Phase Cut |
| JUNG | 254UDIE1 | 100% | 10.0% | Phase Cut |
| Legrand | HPM CAT400T | 100% | 4.0% | Phase Cut |
| SAL | SDA450 | 100% | 5.0% | Phase Cut |
| SAL | SDD350 | 100% | 0.0% | Phase Cut |
| Schneide | 40300.RC | 100% | 6.0% | Phase Cut |

*Other dimmers can yield good results and we recommend conducting your own test before final installation.

Some dimmers require a minimum load, check specifications.

*Other dimmers that specify LED lamp compatibility may operate without issue.

We recommend conducting your own test before final installation.

**Leading edge is also known as TRIAC or Forward Phase.

Trailing edge is also known as ELV or Reverse Phase.