






# Sainte 05



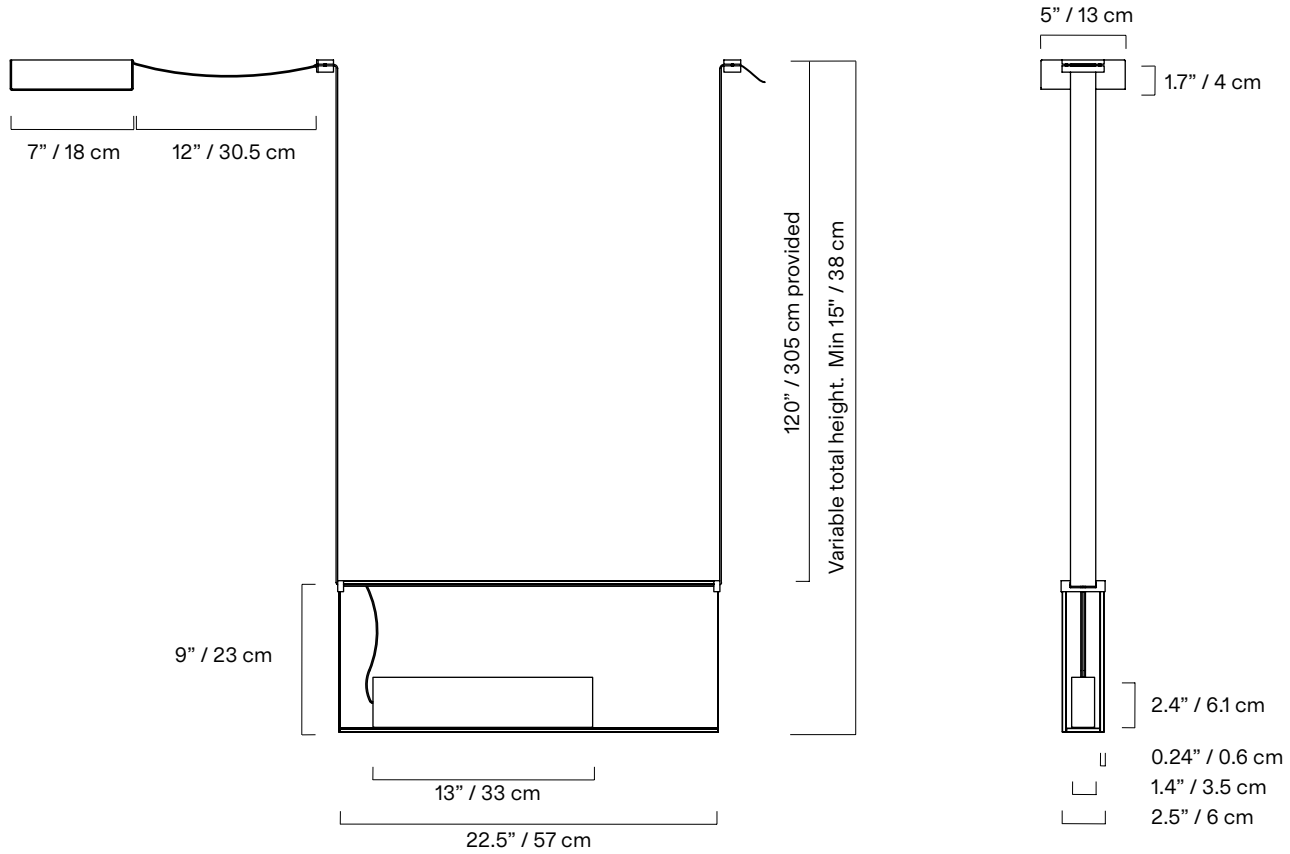
Featuring lightweight glass panels, the Sainte's Classic series is destined for residential, hospitality and office interiors. Hung solo or in multiples, Sainte's tones and textures unearth ambiance and imbue a sense of intimacy. A removable aluminum lightbox rests within the translucent glass and can be flipped around, allowing it to cast light up or down.

Created in collaboration with Canadian designer Rachel Bussin.

<b>TYPE</b>	Suspension
<b>CONSTRUCTION</b>	Aluminum polished light block, glass anchor system and ceiling anchors Polyester laminated glass Nylon ribbon PMMA frosted diffuser
<b>SPECIFICATIONS</b>	Source: LED array, integrated Power consumption: 11W  Colour temperature: 3000K 2700K dim to warm 3000K to 2200K dim to warm 2700K to 2200K Lumen output: 2700K - 499lm Colour rendering index: ≥90 CRI Colour consistency: 3 SDCM Expected lifetime: ≥50 000h
<b>CONTROL</b>	120-277V: On/Off, 0-10V, Phase Dimming (120V only) 220-240V: On/Off, Phase Dimming, DALI Refer to our recommended list of dimmer models
<b>CORD LENGTH</b>	10' / 305 cm each side, width: 1.5" / 3.8 cm
<b>WEIGHT</b>	15.1 lb / 6.8 kg
<b>CERTIFICATIONS</b>	     IP20
<b>WARRANTY</b>	2 years

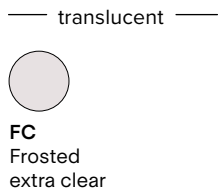
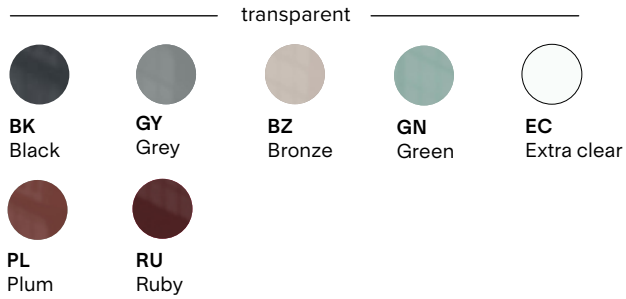
## NOTES

- Luminaire total height (ceiling to lowest point of luminaire). (120" / 305 cm ribbon provided)  
Min - 15" / 38 cm  
Max - 129" / 328 cm + variable  
\*For any height outside these parameters, contact Lambert & Fils
- Luminaire height is adjustable on site
- For installation on slanted ceiling, contact Lambert & Fils
- Dimensions are approximate and may vary slightly




## GLASS BODY

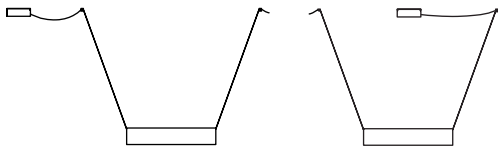
(\*Custom colours available on one or both sides upon request)



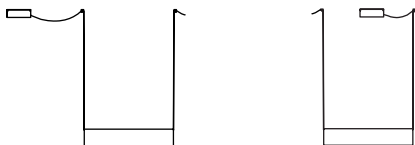
## NYLON RIBBON



## MOUNTING OPTIONS



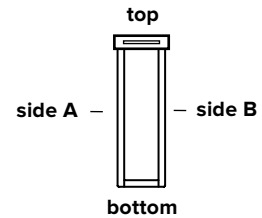
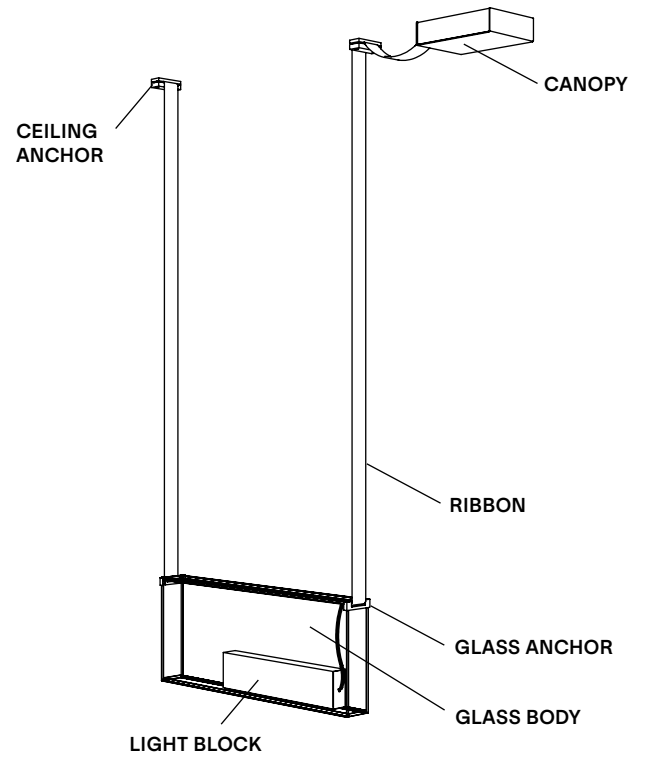
Must be installed at 20 degrees or less.



## NOTES

- Must be installed by an electrician
- LED may only be changed by Lambert & Fils or other authorized personnel
- Not protected against liquids (refer to IP20)
- Additional charges for modifications or for special orders
- Please refer to maintenance sheet on our website for cleaning instructions

## LAMP ANATOMY



Top and bottom are always ultraclear and not available in colour

		Example	Fill with your selection
<b>COLLECTION</b>	<b>STE</b> Sainte	<b>STE</b>	<b>STE</b>
<b>MODEL</b>	<b>05</b>	<b>05</b>	<b>05</b>
<b>COLOUR SIDE A</b>	<b>BK</b> Black <b>BZ</b> Bronze <b>EC</b> Extra clear <b>FC</b> Frosted extra clear <b>GN</b> Green <b>GY</b> Grey <b>PL</b> Plum <b>RU</b> Ruby <b>CC</b> Custom colour*	<b>BK</b>	
<b>COLOUR SIDE B</b>	<b>BK</b> Black <b>BZ</b> Bronze <b>EC</b> Extra clear <b>FC</b> Frosted extra clear <b>GN</b> Green <b>GY</b> Grey <b>PL</b> Plum <b>RU</b> Ruby <b>CC</b> Custom colour*	<b>BK</b>	
<b>NYLON RIBBON</b>	<b>BK</b> Black <b>BG</b> Beige	<b>BK</b>	
<b>CANOPY</b>	<b>BK</b> Black <b>WH</b> White	<b>BK</b>	
<b>COLOUR TEMPERATURE (CCT)</b>	<b>F22</b> Fixed 2200K <b>F27</b> Fixed 2700K <b>F30</b> Fixed 3000K <b>D27</b> Dim to warm 2700K-2200K <b>D30</b> Dim to warm 3000K-2200K <b>CCT</b> Other CCT available upon request**	<b>F22</b>	
<b>DIMMING</b>	<b>ZT</b> 0-10V (120VAC only) <b>PH</b> Phase dimming <b>DA</b> DALI (220-240VAC only)	<b>ZT</b>	
<b>FULL SKU</b>		<b>STE05BKBKKBKBF22ZT</b>	

**NOTES**

\* Other colours available upon request. Material library on website.

\*\*Specific CCT selection only available in 100k increments, from 2200K to 4000K inclusively and not available with Dim-to-Warm feature.

## TESTED DIMMER COMPATIBILITY LIST - 120V\*

Phase cut dimming (leading edge or trailing edge\*\*)

DIMMER BRAND	MODEL	MAX LEVEL	MIN LEVEL	DIMMING PROTOCOL
Cooper	DLC03P	100%	2%	Phase Cut
Leviton	IPE04-1LZ	100%	6%	Phase Cut
Leviton	IPI06-1LZ	100%	1%	Phase Cut
Leviton	VPE06-1LZ	100%	10%	Phase Cut
Lutron	DVCL-153P	100%	1%	Phase Cut
Lutron	DVELV-303P	100%	7%	Phase Cut
Lutron	FAELV-500	100%	12%	Phase Cut
Lutron	MAELV-600	100%	12%	Phase Cut
Lutron	SELV-300P	100%	8%	Phase Cut
Lutron	TGCL-153P	100%	6%	Phase Cut

## TESTED DIMMER COMPATIBILITY LIST - 230V\*

Phase cut dimming (leading edge or trailing edge\*\*)

DIMMER BRAND	MODEL	MAX LEVEL	MIN LEVEL	DIMMING PROTOCOL
Busch-Jaeger	2250U	100%	11.0%	Phase Cut
Busch-Jaeger	6523U	100%	0.6%	Phase Cut
CLIPSAL	32E450TM	100%	3.7%	Phase Cut
CLIPSAL	32E450UDM	100%	4.8%	Phase Cut
EHMANN	T46S	100%	9.0%	Phase Cut
E-Lite	U116	100%	5.0%	Phase Cut
ELKO	315GLE	100%	0.5%	Phase Cut
ELKO	315GLE-2Pole	100%	3.0%	Phase Cut
Feller	40200.LED.F.61	100%	7.0%	Phase Cut
Finder	15.91.8	100%	5.2%	Phase Cut
Gira	117600/I01	100%	7.8%	Phase Cut
Gira	118200/I01	100%	6.0%	Phase Cut
Hager	EVN011	100%	2.8%	Phase Cut
Hager	EVN012	100%	2.9%	Phase Cut
JUNG	225TDE	100%	4.0%	Phase Cut
JUNG	254UDIE1	100%	10.0%	Phase Cut
Legrand	HPM CAT400T	100%	4.0%	Phase Cut
SAL	SDA450	100%	5.0%	Phase Cut
SAL	SDD350	100%	0.0%	Phase Cut
Schneide	40300.RC	100%	6.0%	Phase Cut

\*Other dimmers can yield good results and we recommend conducting your own test before final installation.

Some dimmers require a minimum load, check specifications.

\*Other dimmers that specify LED lamp compatibility may operate without issue.

We recommend conducting your own test before final installation.

\*\*Leading edge is also known as TRIAC or Forward Phase.

Trailing edge is also known as ELV or Reverse Phase.