





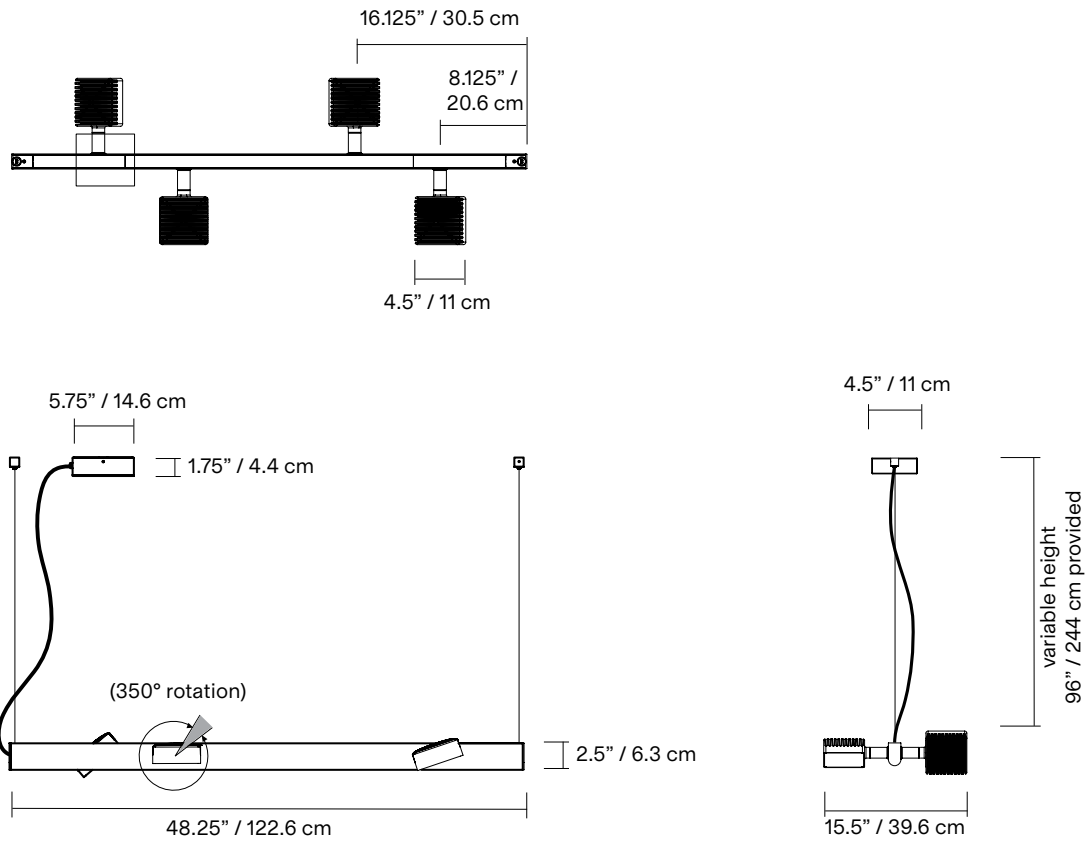
DORVAL 05

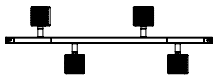


Based on SCMP DESIGN OFFICE's original pendant prototype Dorval 01, this collection is layered in history, a subtle interplay between contemporary and vintage industrial design. Drawing equal inspiration from airport runway lights and the classic Motobecane french moped, the result is a light both confrontational and intriguing—one which poses an immediate invitation to play.

TYPE	Suspension
CONSTRUCTION	Powder coated or polished aluminum body, head and anchor Clear prismatic PMMA lens Polyester cord
SPECIFICATIONS	Source: LED array, integrated Power consumption: 5W Color temperature: Lamp is set to dim to warm mode (3000K to 2200K) Lumen output: refer to following pages Colour rendering index: ≥90 CRI Colour consistency: 3 SDCM Expected lifetime: ≥50 000h
CONTROL	90-264VAC Plug-in Driver, integrated touch dimmer
CORD LENGTH	96" / 244 cm
WEIGHT	4.37lb / 2kg
CERTIFICATIONS	    IP20
WARRANTY	2 years

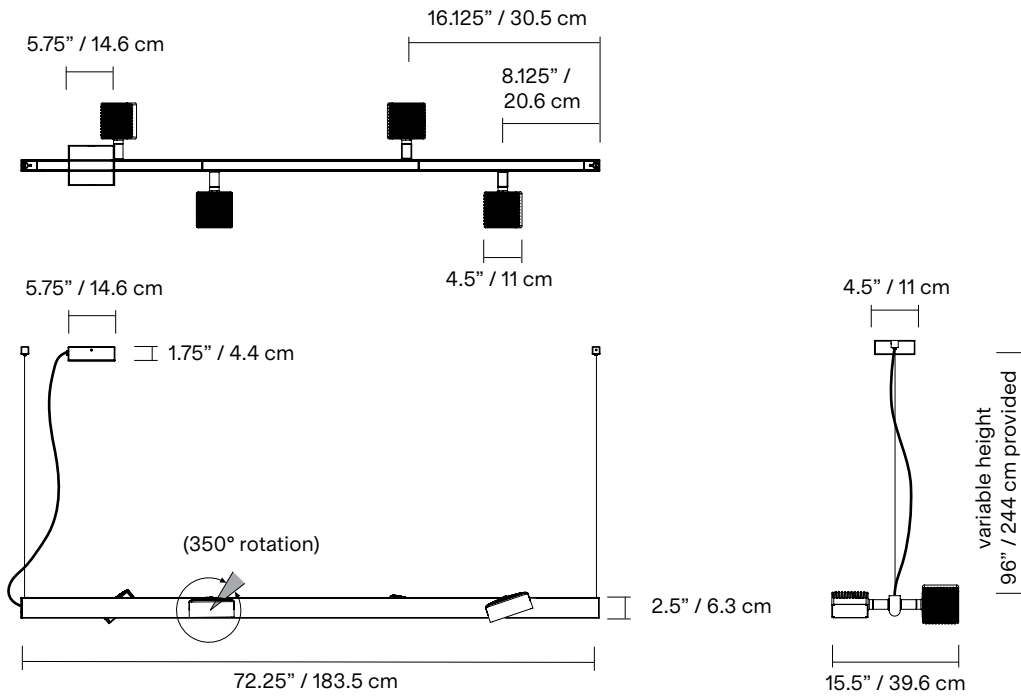
DOR05 44



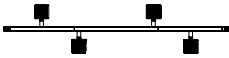
DOR05 4 feet	version	power consumption	lumen output (2700K / 3000K)	light distribution	weight
	uplight	26.4W	2076lm / 2143lm	76% down / 24% up	12.5lb / 5.7 kg
	no uplight	18.9W	1543lm / 1593lm	100% down	11.9lb / 5.4 kg

*dimensions are approximate and may vary slightly

DOR05 64

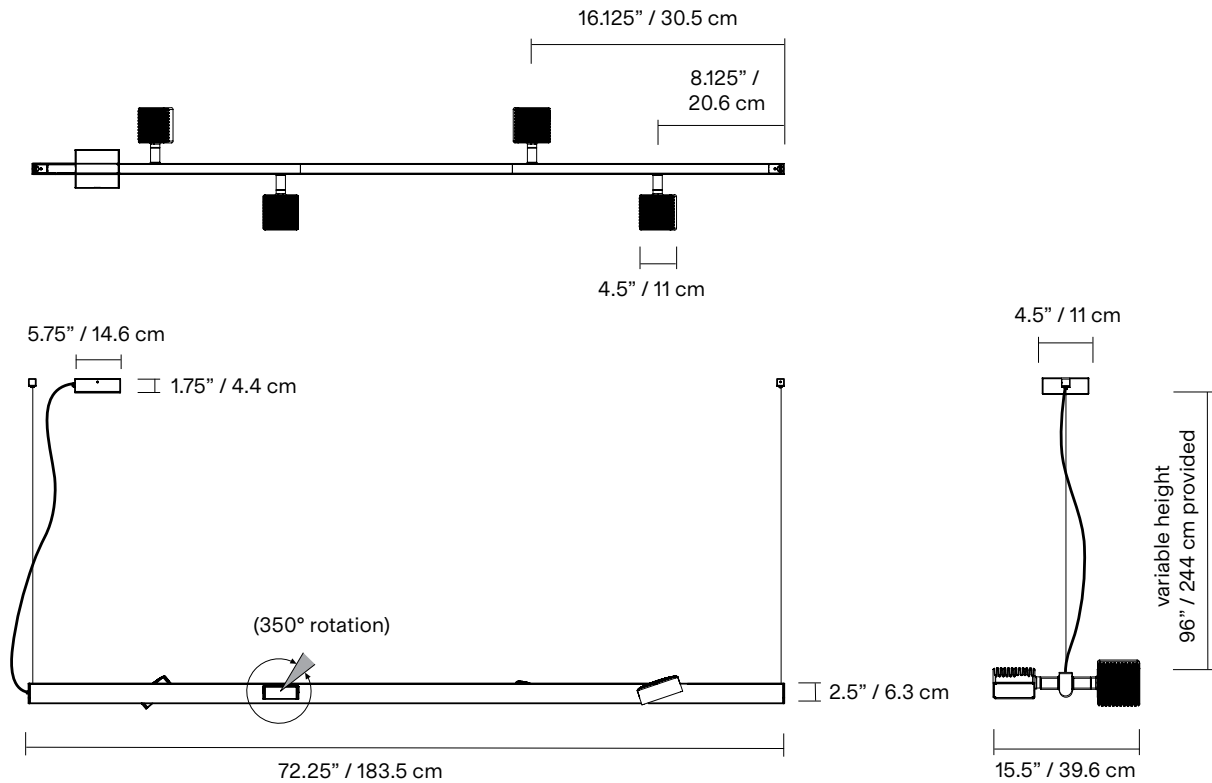


*Cord exit point available on opposite end. Please specify if required.

DOR05 6 feet	version	power consumption	lumen output (2700K / 3000K)	light distribution	weight
	uplight	26.4W	2076lm / 2143lm	76% down / 24% up	13.3lb / 6 kg
	no uplight	18.9W	1543lm / 1593lm	100% down	12.7lb / 5.8 kg

*dimensions are approximate and may vary slightly

DOR05 84



*Cord exit point available on opposite end. Please specify if required.

DOR05 8 feet	version	power consumption	lumen output (2700K / 3000K)	light distribution	weight
	uplight	26.4W	2076lm / 2143lm	76% down / 24% up	14.1lb / 6.4 kg
	no uplight	18.9W	1543lm / 1593lm	100% down	13.5lb / 6.1 kg

*dimensions are approximate and may vary slightly

FINISH



BK
Textured
black



WH
Textured
white



MB
Textured
midnight
blue



BG
Textured
beige



AL
Polished
aluminum

CORD



BK
Black



WH
White



MB
Midnight
blue



BG
Beige

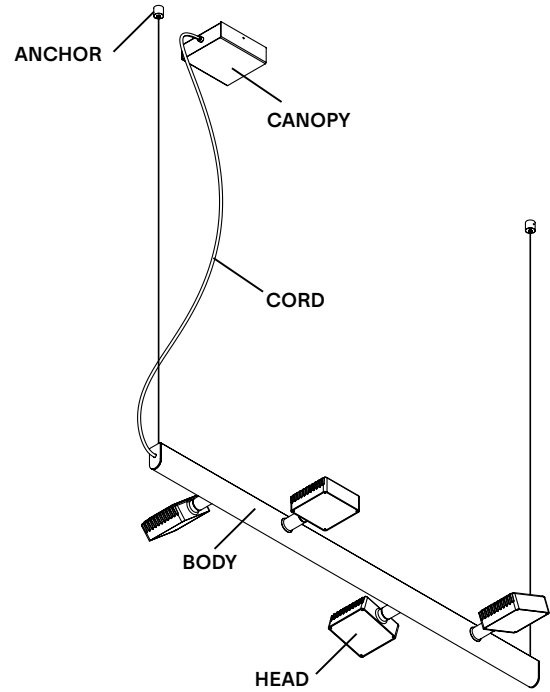


AL
Aluminum

NOTES

- Must be installed by an electrician
- Ceiling anchors not meant for slanted ceilings (available upon request)
- LED may only be changed by Lambert & Fils or other authorized personnel
- Not protected against liquids (refer to IP20)
- Additional charges for modifications or for special orders
- Please refer to maintenance sheet on our website for cleaning instructions

LAMP ANATOMY



		Example	Fill with your selection
COLLECTION	DORVAL Dor	DOR	DOR
MODEL	05	05	05
LENGTH	4 4 feet (122cm) 6 6 feet (183cm) 8 8 feet (244cm)	4	
VERSION	4D 4 heads only 4C 4 heads with uplight	4D	
BODY AND CORD	BK Textured Black WH Textured White MB Textured Midnight Blue BG Textured Beige AL Aluminum CC Custom colour*	BK	
CANOPY AND ANCHORS	BK Textured Black WH Textured White MB Textured Midnight Blue BG Textured Beige CC Custom colour*	BK	
COLOR TEMPERATURE (CCT)	WL Warm light (2700K) NL Neutral light (3000K) D27 Dim to warm (2700K-2200K) D30 Dim to warm (3000K-2200K) CCT Other CCT available upon request *	WL	
DIMMING	ZT 0-10V dimming PH Phase dimming DA DALI	ZT	
FULL SKU		DOR0544DBKBKWLZT	
		NOTES	

*Custom colour available upon request. Material library on website.

** Specific CCT selection only available in 100K increments, from 2200K to 4000K inclusively.
Not available with Dim-to-Warm feature.

TESTED DIMMER COMPATIBILITY LIST - 120V*

Compatible with 0-10V, Phase dimming (leading edge or trailing edge**)

DIMMER BRAND	MODEL	MAX LEVEL	MIN LEVEL	DIMMING PROTOCOL
LUTRON	DVELV303P	100%	9%	Phase Cut
LUTRON	MAELV600	100%	3%	Phase Cut
LUTRON	SELV300P	100%	9%	Phase Cut
LUTRON	CTELV-303P	100%	5%	Phase Cut
LUTRON	CTRP-253P	100%	5%	Phase Cut
LUTRON	PD-5NE	100%	7%	Phase Cut
LUTRON	DVRP-253P	100%	5%	Phase Cut
LUTRON	MA-PRO	100%	6%	Phase Cut
LUTRON	NTRP-250	100%	8%	Phase Cut
LUTRON	NTELV-300	100%	9%	Phase Cut

TESTED DIMMER COMPATIBILITY LIST - 230V*

DOR0542D, DOR562D, DOR0582D Phase cut dimming (leading edge or trailing edge**)

DIMMER BRAND	MODEL	MAX LEVEL	MIN LEVEL	DIMMING PROTOCOL
Busch-Jaeger	6523U	100%	0.1%	Phase Cut
CLIPSAL	32E450TM	100%	2.1%	Phase Cut
CLIPSAL	32E450UDM	100%	3.1%	Phase Cut
Diginet	MEDM	100%	0.0%	Phase Cut
Diginet	MMDM/PB	100%	0.0%	Phase Cut
ELKO	315GLE	100%	1.1%	Phase Cut
Finder	15.91.8	100%	1.3%	Phase Cut
Hager	EVN011	100%	0.7%	Phase Cut
Hager	EVN012	100%	0.8%	Phase Cut

DOR0542C, DOR544D, DOR0562C, DOR0564D, DOR0582C, DOR0584D

DIMMER BRAND	MODEL	MAX LEVEL	MIN LEVEL	DIMMING PROTOCOL
BERKER	BERKER	100%	7.7%	Phase Cut
BUSCH-JAEGER	BUSCH-JAEGER	100%	0.0%	Phase Cut
CLIPSAL	CLIPSAL	100%	4.5%	Phase Cut
CLIPSAL	CLIPSAL	100%	1.7%	Phase Cut
CLIPSAL	CLIPSAL	100%	2.5%	Phase Cut
ELKO	ELKO	100%	0.2%	Phase Cut
ELKO	ELKO	100%	9.1%	Phase Cut
FINDER	FINDER	100%	2.9%	Phase Cut
GIRA	GIRA	100%	4.4%	Phase Cut
HAGER	HAGER	100%	1.1%	Phase Cut
HAGER	HAGER	100%	1.1%	Phase Cut
NIKO	NIKO	100%	0.1%	Phase Cut
SCHNEIDER	SCHNEIDER	100%	3.1%	Phase Cut

Some dimmers require a minimum load, check specifications.

*Other dimmers can yield good results and we recommend conducting your own test before final installation

**Leading edge is also known as TRIAC or Forward Phase. Trailing edge is also known as ELV or Reverse Phase.