



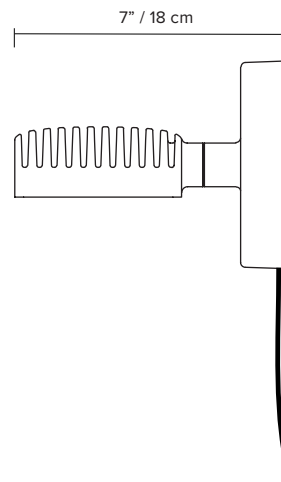
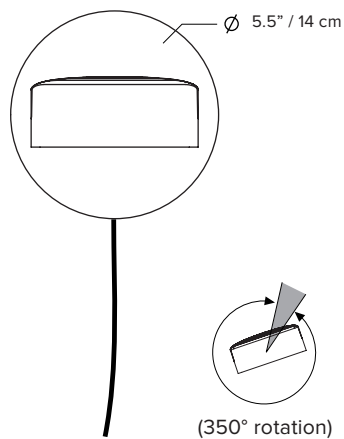
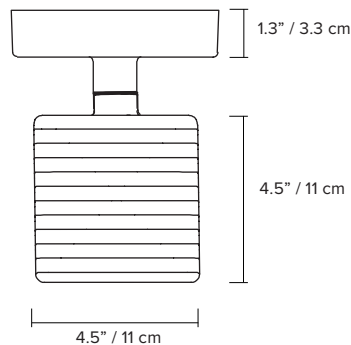




DORVAL 04

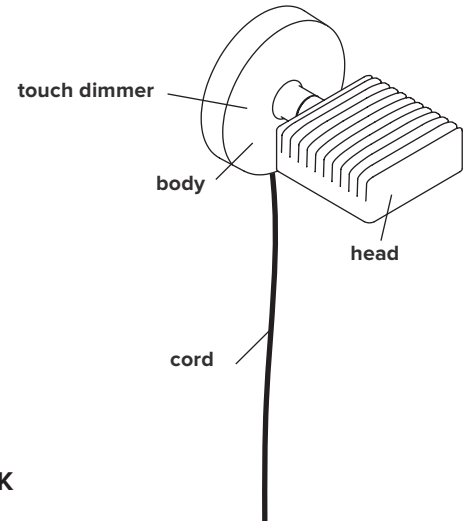
Based on SCMP DESIGN OFFICE's original pendant prototype Dorval 01, this collection is layered in history, a subtle interplay between contemporary and vintage industrial design. Drawing equal inspiration from airport runway lights and the classic Motobecane french moped, the result is a light both confrontational and intriguing—one which poses an immediate invitation to play.

- type:** wall, softwire version
- construction:** powder coated or polished aluminum body and head
clear prismatic PMMA lens
polyester or aluminum cord
- specifications:** source: LED array, integrated
power consumption: 5W
color temperature: Lamp is set to dim to warm mode
(3000K to 2200K)
lumen output: 3000K - 402 lm
colour rendering index: ≥90 CRI
colour consistency: 3 SDCM
expected lifetime: ≥50 000h
- control:** 90-264VAC Plug-in Driver, integrated touch dimmer
- cord length:** 96" / 244 cm
- weight:** 4.37lb / 2kg
- certifications:**     IP20
- warranty:** 2 years



ORDER GUIDE: SKU

COLLECTION	MODEL	INSTALLATION	FINISH	CORD
DOR dorval	04	SW softwire	BK black	BK black
			WH white	WH white
			MB midnight blue	MB midnight blue
			LB light blue	LB light blue
			BG beige	BG beige
			AL aluminum	AL aluminum
DOR	04	SW	BK	BK = DOR04SWBKBK example



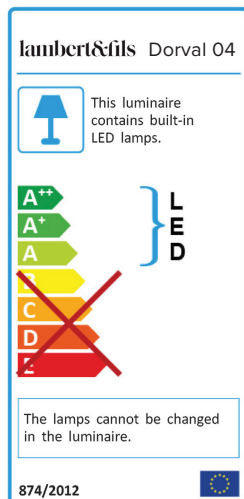
FINISH



NOTES:

- LED may only be changed by Lambert & Fils or other authorized personnel
- not protected against liquids (refer to IP20)
- additional charges for modifications or for special orders
- please refer to maintenance sheet on our website for cleaning instructions

EU ENERGY LABEL



TOUCH DIMMER CONTROL

GENERAL NOTES

The touch dimmer is located on the body of the luminaire.
The luminaire is preset to dim-to-warm mode (3000K-2200K). Other options available, refer to programming section below.
When plugging in the luminaire, wait 5 seconds before touching the sensitive end cap.

STANDARD OPERATIONS

1 or 2 touches = Turn ON/OFF

1 constant touch when light is OFF = Light dims up from 0%

1 constant touch when light is ON = Light dims up/down alternatively

3 touches = Turn ON 100%

PROGRAMMING

4 touches = Cycle color temperature (CCT) value between 2200K-2700K-3000K-3500K-4000K.
Repeat the 4 touches in between each value. Light will blink to indicate it has switched from a value to the other.

5 touches = Set to dim-to-warm mode (3000K to 2200K). Light will blink two times to indicate it has recorded the value.
Repeat the 5 touches to set to dim-to-warm mode (2700K to 2200K). Light will blink two times to indicate it has recorded the value.

