



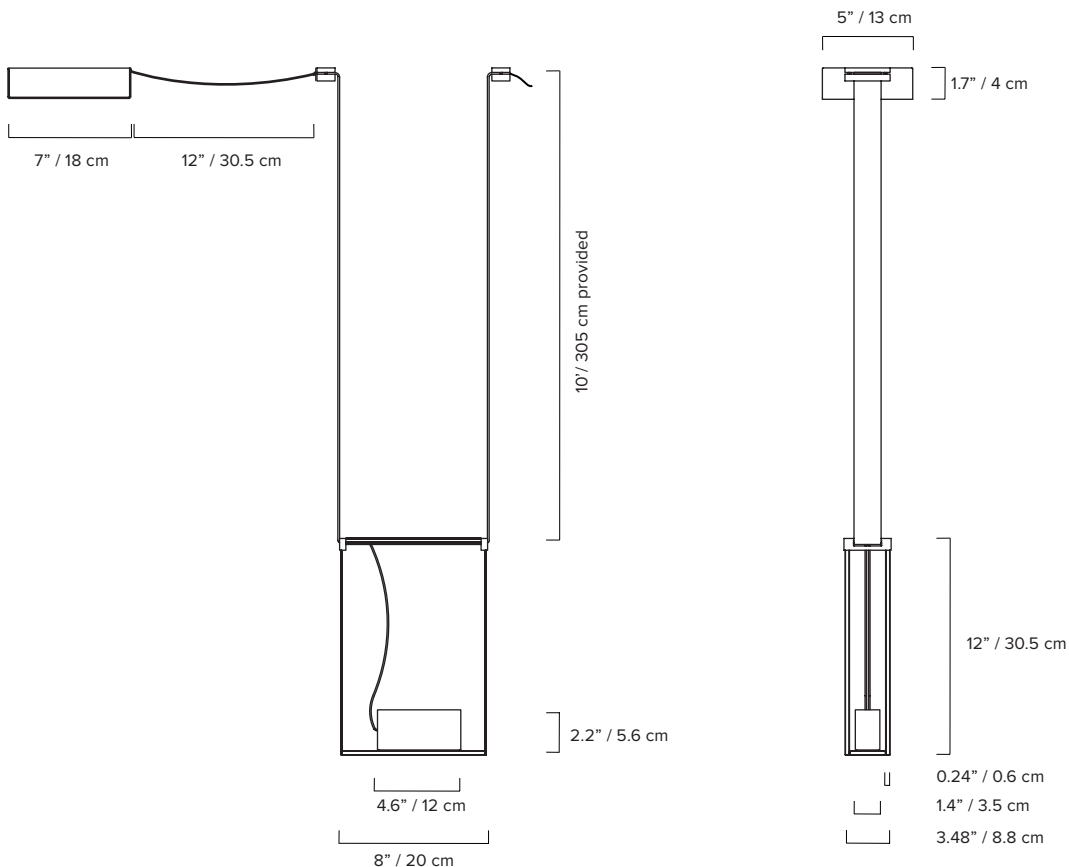




SAINTE ATELIER 04

Sainte is a collection about the forces that anchor us, a suspension light in dialogue with gravity. Reimagining the rectangle in layered, colourful glass, Sainte offers an elegant floating mass supported by robust nylon ribbons. Powered by a flat wire embedded in the nylon, these anchors carry a casual, contemporary spirit: an everyday material flirting with its graceful, minimalist centre. The form can suspend from any height, at a specified angle, and in multiples, offering infinite architectures and possibilities. As a collection, it presents a dance of contrasting materials and an equilibrium of opposing powers.

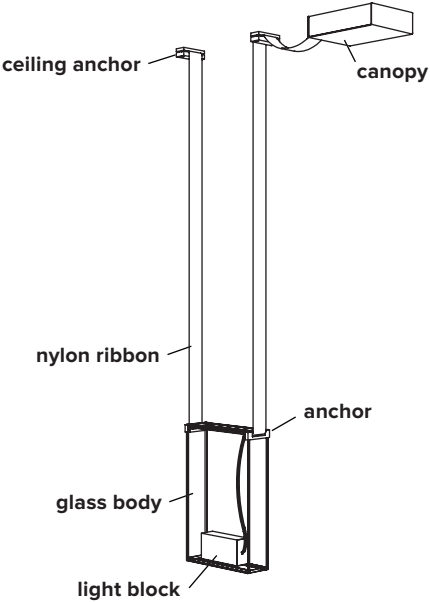
| | |
|------------------------|---|
| type: | suspension |
| construction: | aluminum polished light block, glass anchor system and ceiling anchors polyester laminated glass (one side) nylon ribbon PMMA frosted diffuser |
| specifications: | source: LED array, integrated power consumption: 7.9W colour temperature 2700K, 3000K, dim to warm. see order guide lumen output: 2700K - 335lm colour rendering index: ≥90 CRI colour consistency: 3 SDCM expected lifetime: ≥50 000h |
| control: | 120-277V: On/Off, 0-10V, Phase Dimming (120V only) 220-240V: On/Off, Phase Dimming, DALI refer to our recommended list of dimmer models |
| ribbon length: | 10' / 305 cm each side, width: 2.48" / 6.2 cm |
| weight: | 7.1 lb / 3.2 kg |
| certifications: |     IP20 |
| warranty: | 2 years |



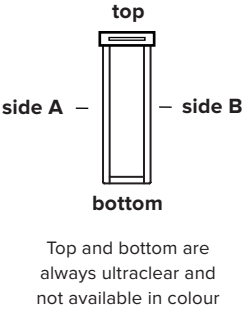
*dimensions are approximate and may vary slightly

ORDER GUIDE: SKU

| COLLECTION | MODEL | COLOUR SIDE A | | COLOUR SIDE B | |
|------------|--------|---------------|------------------------|---------------|---------------------|
| STE | sainte | 04 | BK black | BK | black |
| | | | BZ bronze | BZ | bronze |
| | | | CO cognac | CO | cognac |
| | | | DV dove | DV | dove |
| | | | EC extra clear | EC | extra clear |
| | | | FC frosted extra clear | FC | frosted extra clear |
| | | | GG grass green | GG | grass green |
| | | | GN green | GN | green |
| | | | GY grey | GY | grey |
| | | | PL plum | PL | plum |
| | | | RU ruby | RU | ruby |
| | | | CC* custom colour | CC* | custom colour |
| STE | 04 | BK | BK | | |



| NYLON RIBBON | CANOPY | COLOUR TEMPERATURE (CCT) | CONTROL |
|--------------|----------|---------------------------------------|------------------------------|
| BK black | BK black | WL warm light (2700K) | ZT 0-10V dimming (120V only) |
| | WH white | NL neutral light (3000K) | PH phase dimming |
| | | D27 dim to warm (2700K to 2200K) | DA DALI (220-240V only) |
| | | D30 dim to warm (3000K to 2200K) | |
| | | CCT Other CCT available upon request* | |
| BK | BK | WL | ZT = STE04BKBKBKBKWLZT |
| | | | example |



*Specific CCT selection only available in 100K increments, from 2200K to 4000K inclusively. Not available with Dim-to-Warm feature.

GLASS BODY
(*Custom colours available upon request)

black

bronze

cognac

dove

extra clear

grass green

green

grey

plum

ruby

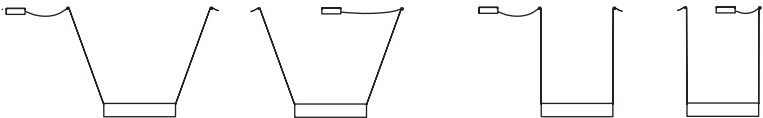
frosted extra clear

black

transparent

translucent

MOUNTING OPTIONS



Must be installed at 20 degrees or less.

TESTED DIMMER COMPATIBILITY LIST - 120V*

Phase cut dimming (leading edge or trailing edge**)

| Dimmer brand | Model | Max level | Min level | Dimming Protocol |
|--------------|------------|-----------|-----------|------------------|
| Cooper/Eaton | DAL06P | 100% | 0% | Phase Cut |
| Cooper/Eaton | DLC03P | 100% | 0% | Phase Cut |
| Cooper/Eaton | SLC03P | 100% | 4% | Phase Cut |
| Leviton | IPE04-1LZ | 100% | 5% | Phase Cut |
| Leviton | IPI06-1LZ | 100% | 0% | Phase Cut |
| Leviton | VPE06-1LZ | 100% | 7% | Phase Cut |
| Lutron | DVCL-153P | 100% | 0% | Phase Cut |
| Lutron | DVELV-303P | 100% | 4% | Phase Cut |
| Lutron | FAELV-500 | 100% | 10% | Phase Cut |
| Lutron | MAELV-600 | 100% | 9% | Phase Cut |
| Lutron | SELV-300P | 100% | 5% | Phase Cut |
| Lutron | TGCL-153P | 100% | 4% | Phase Cut |

TESTED DIMMER COMPATIBILITY LIST - 230V*

Phase cut dimming (leading edge or trailing edge**)

| Dimmer brand | Model | Max level | Min level | Dimming Protocol |
|--------------|------------|-----------|-----------|------------------|
| Busch-Jaeger | 6523U | 100% | 0.1% | Phase Cut |
| CLIPSAL | 32E450TM | 100% | 3.0% | Phase Cut |
| Diginet | MEDM | 100% | 0.0% | Phase Cut |
| Diginet | MMDM/PB | 100% | 0.0% | Phase Cut |
| ELKO | 315GLE | 100% | 1.7% | Phase Cut |
| Finder | 15.91.8 | 100% | 1.8% | Phase Cut |
| Gira | 117600/I01 | 100% | 0.1% | Phase Cut |

Some dimmers require a minimum load, check specifications.

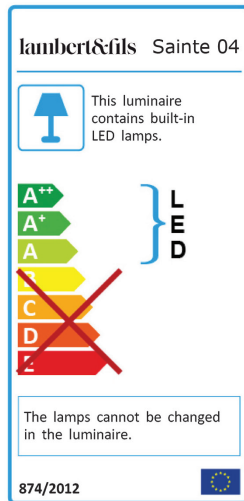
*Other dimmers that specify LED lamp compatibility may operate without issue.

We recommend conducting your own test before final installation.

**Leading edge is also known as TRIAC or Forward Phase.

Trailing edge is also known as ELV or Reverse Phase.

EU ENERGY LABEL



NOTES:

- must be installed by an electrician
- LED may only be changed by Lambert & Fils or other authorized personnel
- not protected against liquids (refer to IP20)
- additional charges for modifications or for special orders
- please refer to maintenance sheet on website for cleaning instructions