



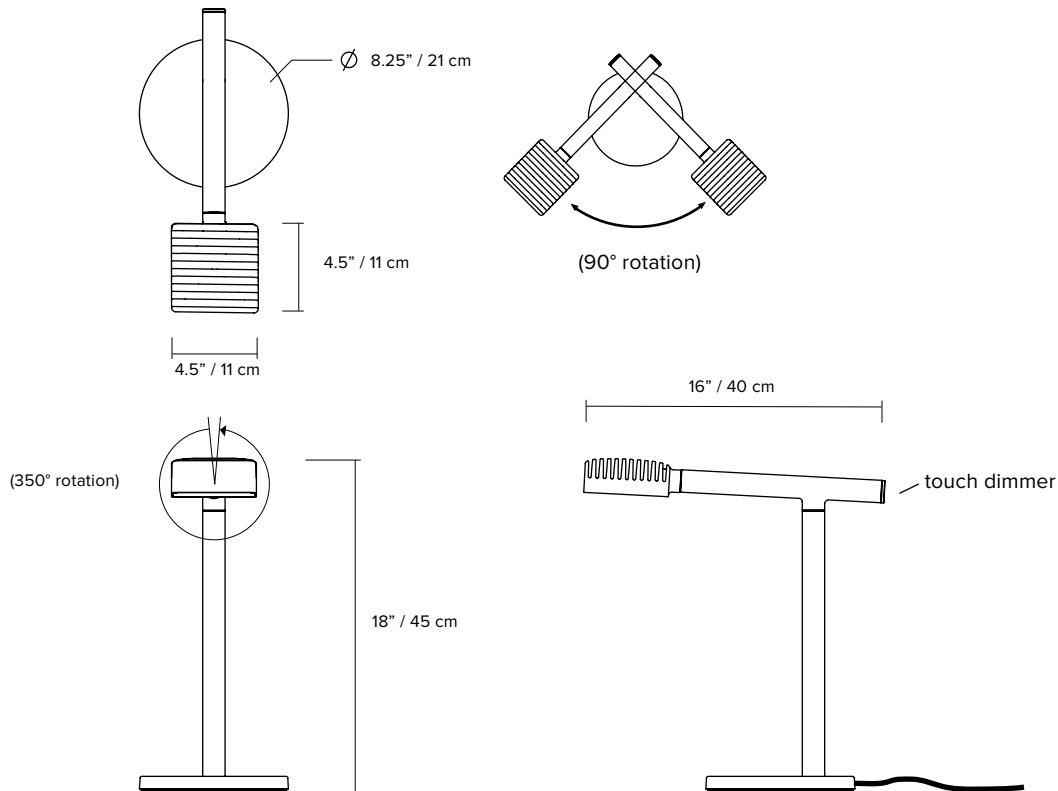




DORVAL 02

Based on SCMP DESIGN OFFICE's original pendant prototype Dorval 01, this collection is layered in history, a subtle interplay between contemporary and vintage industrial design. Drawing equal inspiration from airport runway lights and the classic Motobecane french moped, the result is a light both confrontational and intriguing—one which poses an immediate invitation to play.

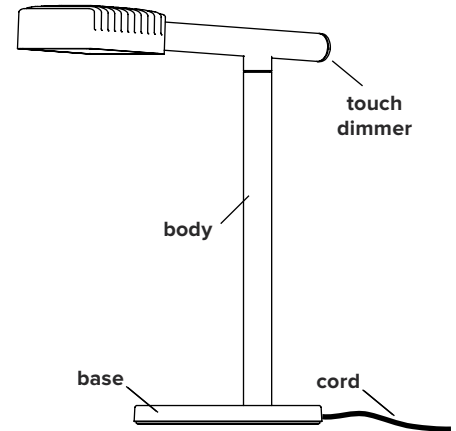
- type:** task lamp
- construction:** powder coated or polished aluminum body, head and base
clear prismatic PMMA lens
polyester or aluminum cord
- specifications:** source: LED array, integrated
power consumption: 5W
color temperature: Lamp is set to dim to warm mode
(3000K to 2200K)
Fix CCT available, refer to touch dimmer
control page
lumen output: 3000K - 402 lm
colour rendering index: ≥ 90 CRI
colour consistency: 3 SDCM
expected lifetime: $\geq 50\ 000$ h
- control:** 90-264VAC Plug-in Driver, integrated touch dimmer
- cord length:** 96" / 244 cm
- certifications:**     IP20
- warranty:** 2 years



*dimensions are approximate and may vary slightly

ORDER GUIDE: SKU

COLLECTION	MODEL	FINISH	CORD
DOR	dorval	BK black	BK black
		WH white	WH white
		MB midnight blue	MB midnight blue
		LB light blue	LB light blue
		BG beige	BG beige
		AL aluminum	AL aluminum
DOR	02	BK	BK = DOR02BKBK <i>example</i>



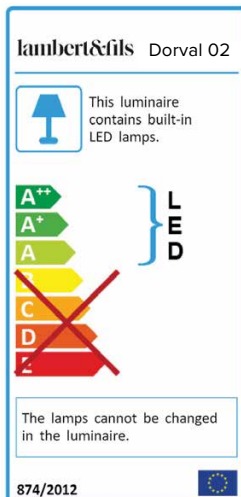
FINISH



NOTES:

- LED may only be changed by Lambert & Fils or other authorized personnel
- not protected against liquids (refer to IP20)
- additional charges for modifications or for special orders
- please refer to maintenance sheet on our website for cleaning instructions

EU ENERGY LABEL



TOUCH DIMMER CONTROL

GENERAL NOTES

The touch dimmer is located on the end cap of the horizontal arm.

The luminaire is preset to dim-to-warm mode (3000K-2200K). Other options available, refer to programming section below.
When plugging in the luminaire, wait 5 seconds before touching the sensitive end cap.

STANDARD OPERATIONS

1 or 2 touches = Turn ON/OFF

1 constant touch when light is OFF = Light dims up from 0%

1 constant touch when light is ON = Light dims up/down alternatively

3 touches = Turn ON 100%

PROGRAMMING

4 touches = Cycle colour temperature (CCT) value between 2200K-2700K-3000K-3500K-4000K.

Repeat the 4 touches in between each value. Light will blink to indicate it has switched from a value to the other.

5 touches = Set to dim-to-warm mode (3000K to 2200K). Light will blink two times to indicate it has recorded the value.

Repeat the 5 touches to set to dim-to-warm mode (2700K to 2200K). Light will blink two times to indicate it has recorded the value.

