



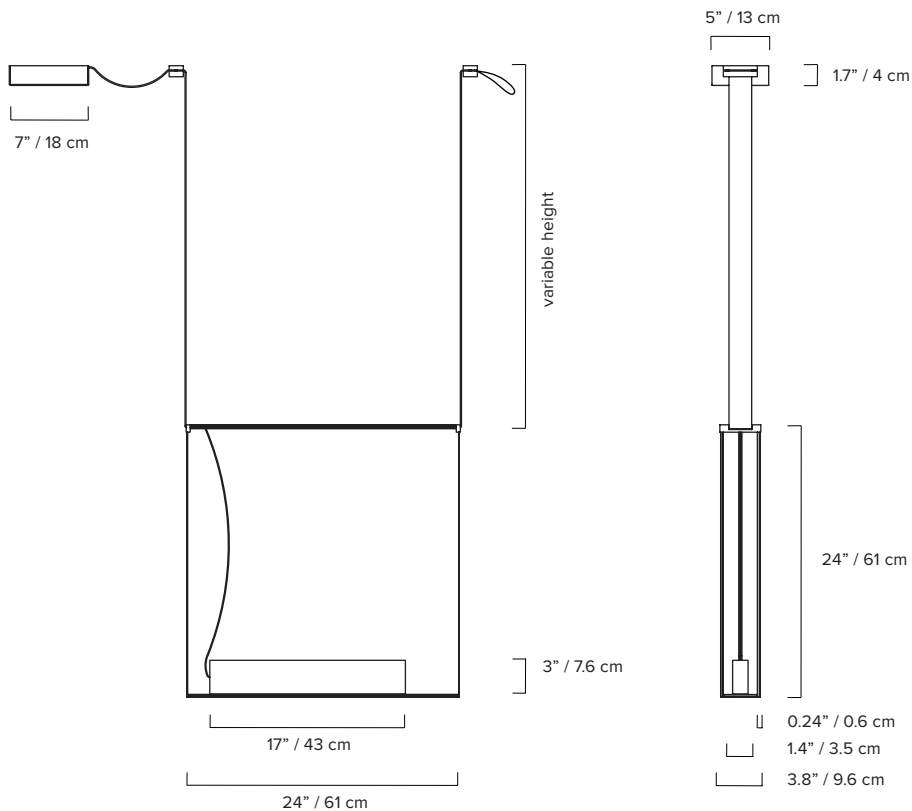


## SAINTE 07

Sainte is a collection about the forces that anchor us, a suspension light in dialogue with gravity. Reimagining the rectangle in layered, colourful glass, Sainte offers an elegant floating mass supported by robust nylon ribbons. Powered by a flat wire embedded in the nylon, these anchors carry a casual, contemporary spirit: an everyday material flirting with its graceful, minimalist centre. The form can suspend from any height, at a specified angle, and in multiples, offering infinite architectures and possibilities. As a collection, it presents a dance of contrasting materials and an equilibrium of opposing powers.

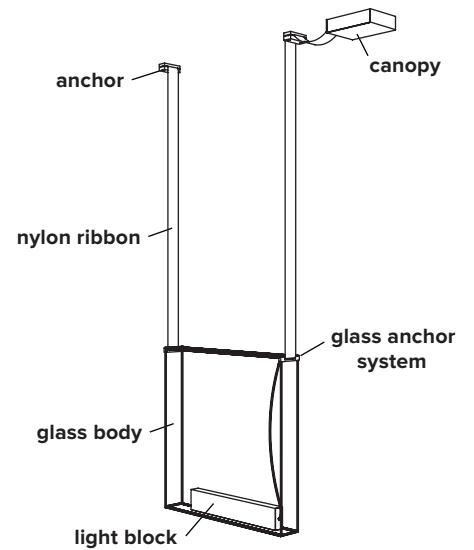
- type:** suspension
- construction:** aluminum polished light block, glass anchor system and ceiling anchors  
polyester laminated glass (one side)  
nylon ribbon  
PMMA frosted diffuser
- specifications:** source: LED array, integrated  
power consumption: 15.4W  
colour temperature 2700K, 3000K, dim to warm.  
see order guide  
lumen output: 2700K - 699lm  
colour rendering index: ≥90 CRI  
colour consistency: 3 SDCM  
expected lifetime: ≥50 000h
- control:** 120-277V: On/Off, 0-10V, Phase Dimming (120V only)  
220-240V: On/Off, Phase Dimming, DALI  
refer to our recommended list of dimmer models
- ribbon length:** 10' / 305 cm each side, width: 1.5" / 3.8 cm
- weight:** 44.1 lb / 20 kg
- certifications:**     IP20
- warranty:** 2 years



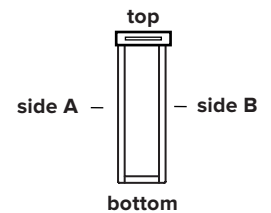
\*dimensions are approximate and may vary slightly

## ORDER GUIDE: SKU

COLLECTION	MODEL	GLASS BODY ( Side A and Side B)	
STE	sainte	07	YEFY
			yellow, frosted yellow
			LGLG laminated green, laminated green
			MDMD medium grey, medium grey
			DRFB dark red, frosted blush
			LPFS light peach, frosted sand
			*CC custom colour
STE	07	YEFY	



NYLON RIBBON	CANOPY	COLOUR TEMPERATURE (CCT)	CONTROL
BK black	BK black	WL warm light (2700K)	ZT 0-10V dimming (120V only)
	WH white	NL neutral light (3000K)	PH phase dimming
		D27 dim to warm (2700K to 2200K)	DA DALI (220-240V only)
		D30 dim to warm (3000K to 2200K)	
		CCT Other CCT available upon request*	
BK	BK	WL	ZT



Top and bottom of glass are always ultraclear and not available in colour

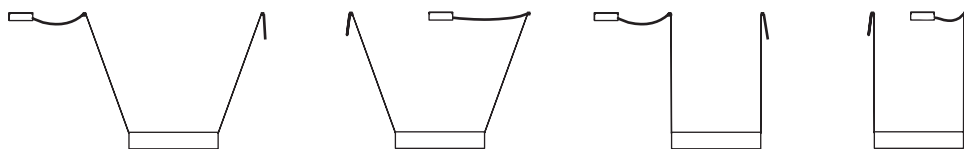
ZT = STE07YEFYBKWKWLZT  
example

\*Specific CCT selection only available in 100K increments, from 2200K to 4000K inclusively. Not available with Dim-to-Warm feature.

### GLASS BODY (\*Custom colours available upon request)

### NYLON RIBBON

yellow	laminated green	medium grey	dark red	frosted yellow	frosted blush	light peach	frosted sand	black
transparent				translucent				



Must be installed at 20 degrees or less.

## TESTED DIMMER COMPATIBILITY LIST - 120V\*

Phase cut dimming (leading edge or trailing edge\*\*)

Dimmer brand	Model	Max level	Min level	Dimming Protocol
Cooper/Eaton	DAL06P	100%	1%	Phase Cut
Cooper/Eaton	DLC03P	100%	1%	Phase Cut
Cooper/Eaton	SLC03P	100%	1%	Phase Cut
Leviton	IPE04-1LZ	100%	5%	Phase Cut
Leviton	IPI06-1LZ	100%	1%	Phase Cut
Leviton	VPE06-1LZ	100%	9%	Phase Cut
Lutron	DVCL-153P	100%	1%	Phase Cut
Lutron	DVELV-303P	100%	6%	Phase Cut
Lutron	FAELV-500	100%	12%	Phase Cut
Lutron	MAELV-600	100%	12%	Phase Cut
Lutron	SELV-300P	100%	6%	Phase Cut
Lutron	TGCL-153P	100%	5%	Phase Cut

## TESTED DIMMER COMPATIBILITY LIST - 230V\*

Phase cut dimming (leading edge or trailing edge\*\*)

Dimmer brand	Model	Max level	Min level	Dimming Protocol
BerKer	283010	100%	6.2%	Phase Cut
Busch-Jaeger	6523U	100%	0.0%	Phase Cut
CLIPSAL	32E450LM	100%	2.7%	Phase Cut
CLIPSAL	32E450TM	100%	1.9%	Phase Cut
CLIPSAL	32E450UDM	100%	2.5%	Phase Cut
Dignet	MEDM	100%	0.0%	Phase Cut
Dignet	MMDM/PB	100%	0.0%	Phase Cut
ELKO	315GLE	100%	0.6%	Phase Cut
Finder	15.91.8	100%	1.7%	Phase Cut
Gira	117600/I01	100%	4.5%	Phase Cut
Hager	EVN011	100%	0.7%	Phase Cut
Hager	EVN012	100%	0.7%	Phase Cut
Niko	325	100%	0.0%	Phase Cut
Schneider	40300.RC	100%	3.9%	Phase Cut

Some dimmers require a minimum load, check specifications.

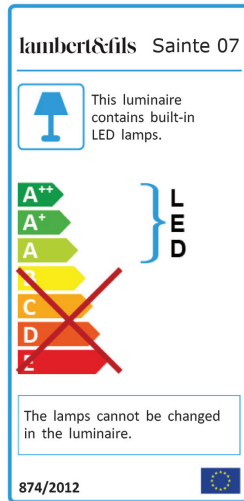
\*Other dimmers that specify LED lamp compatibility may operate without issue.

We recommend conducting your own test before final installation.

\*\*Leading edge is also known as TRIAC or Forward Phase.

Trailing edge is also known as ELV or Reverse Phase.

## EU ENERGY LABEL



### NOTES:

- must be installed by an electrician
- LED may only be changed by Lambert & Fils or other authorized personnel
- not protected against liquids (refer to IP20)
- additional charges for modifications or for special orders
- please refer to maintenance sheet on website for cleaning instructions