






PARC 02

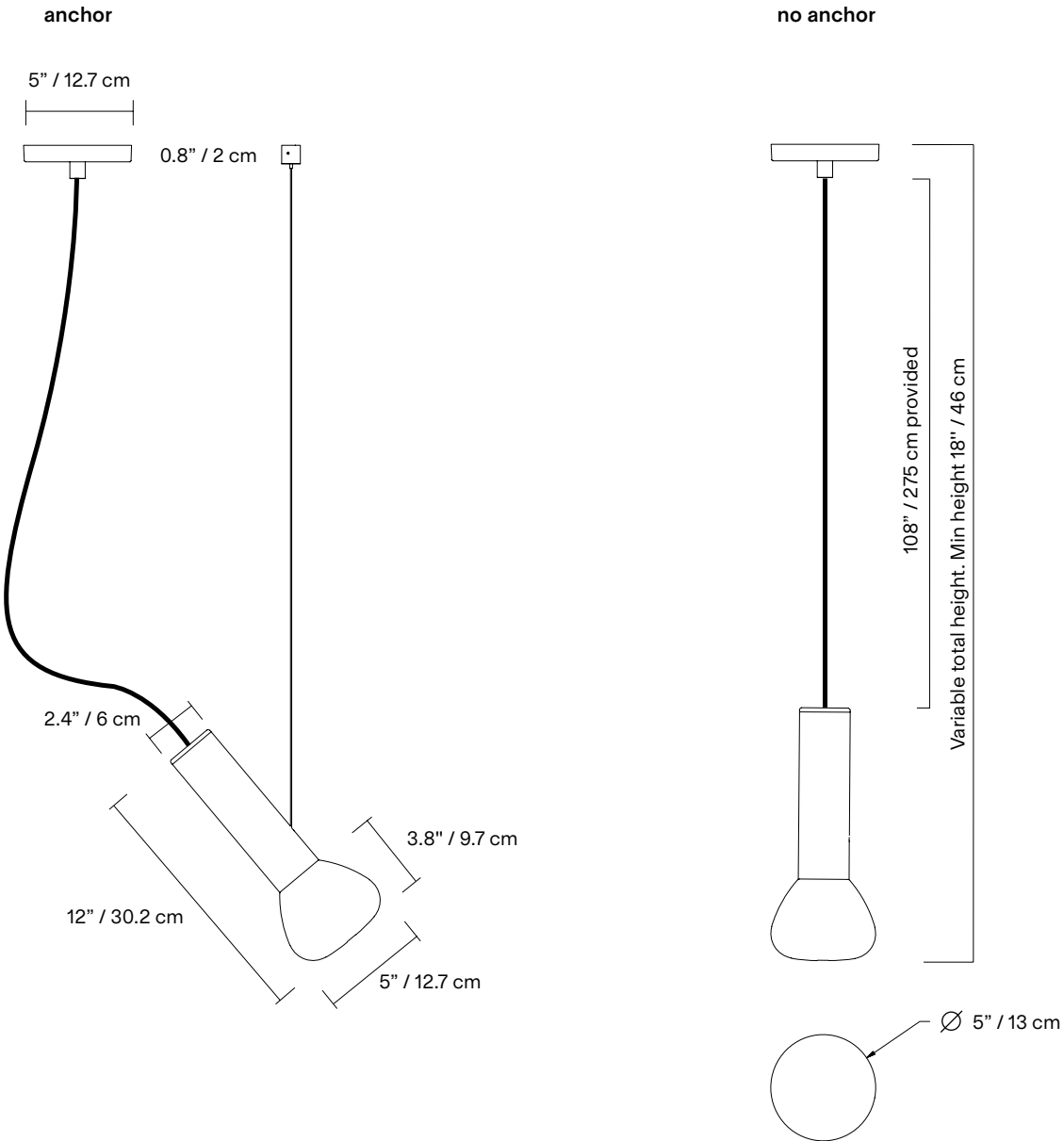


Parc is a collection inspired by childhood imagination and the essentiality of homemade forms — created in collaboration with Swiss designer Adrien Rovero. Evoking the archetype of a flashlight, each lamp of the Parc Collection is a playful reminder of time spent in nature, when a simple tube and piece of string could be used to fashion any number of creations. These makeshift things, at once naive and functional, harness the unique beauty of peeling an object back to its essence.

TYPE	Pendant
CONSTRUCTION	Hand blown frosted glass Powder coated aluminum body Polyester cord
SPECIFICATIONS	Source: LED lamp provided (G9 base) Power consumption: 4.5W Lumen output: 319lm Colour temperature: 2700K included * 3000K available upon request Colour rendering index: ≥ 90 CRI standard Expected lifetime: ≥ 15 000h
CONTROL	Refer to our recommended list of dimmer models
CORD LENGTH	108" / 274 cm
STAINLESS STEEL CABLE	96" / 244 cm
WEIGHT	3.5lb / 1.6kg
CERTIFICATIONS	    IP20 
WARRANTY	2 years

NOTES

- Luminaire total height (ceiling to lowest point of luminaire). (96" / 244 cm aircraft cable provided with anchor)
Min - 18" / 46 cm
Max - 100" / 254 cm with anchor.
Max - 120" / 305 cm with no anchor.
*For any height outside these parameters, contact Lambert & Fils
- Luminaire height is adjustable on site
- Luminaire can be installed on a slanted ceiling - 45° or less, contact Lambert & Fils
- Dimensions are approximate and may vary slightly



FINISH



BK
Textured
black



WH
Textured
white



MB
Textured
midnight
blue



BG
Textured
beige



BU
Textured
burgundy



GN
Textured
green



TC
Textured
terracotta

CORD

(*CORDS ONLY AVAILABLE IN BLACK OR WHITE VINYL FOR AUSTRALIA)



BK
Black



WH
White



MB
Midnight
blue



BG
Beige



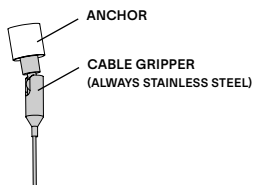
BU
Burgundy



GN
Green

ANCHORS

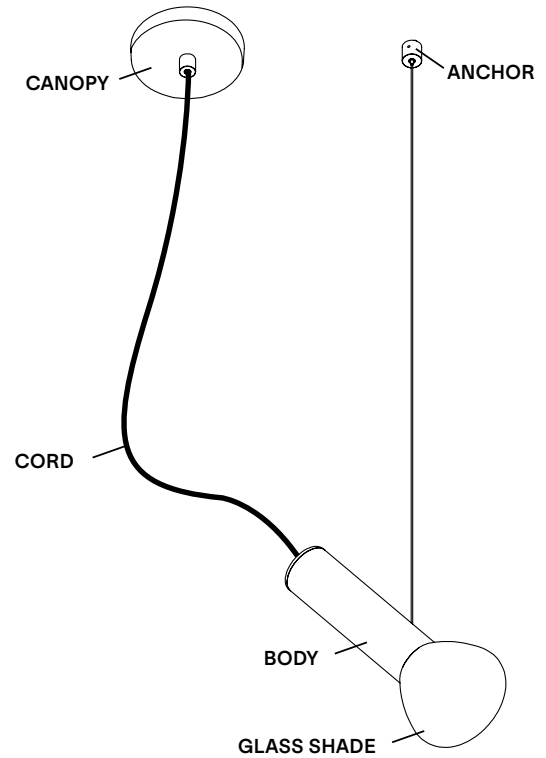
Swivel option available for slanted ceilings (45 ° max angle)



NOTES

- Must be installed by an electrician
- Not protected against liquids (refer to IP20)
- Additional charges for modifications or for special orders
- Please refer to maintenance sheet on our website for cleaning instructions
- Ceiling anchor not meant for slanted ceilings (available upon request)

LAMP ANATOMY



		Example	Fill with your selection
COLLECTION	PARC Prc	PRC	PRC
MODEL	02	02	02
POSITION	A Anchor NA No anchor	A	
FINISH	BK Textured Black WH Textured White MB Textured Midnight Blue BG Textured Beige BU Textured Burgundy GN Textured Green TC Textured Terracotta CC Custom colour*	BK	
CORD	BK Black WH White MB Midnight Blue BG Beige BU Burgundy GN Green CC Custom colour*	BK	
CANOPY AND ANCHOR	BK Textured Black WH Textured White MB Textured Midnight Blue BG Textured Beige BU Textured Burgundy GN Textured Green TC Textured Terracotta CC Custom colour*	BK	
FULL SKU		PRC02ABKBK	
		NOTES	

*Custom colour available upon request. Material library on website.

DIMMER LIST COMPATIBILITY FOR G9 LED BULBS – 120V

The dimming technology offering the best results is ELV (electronic low voltage) dimmers with reverse phase or trailing edge control.

DIMMER BRAND	MODEL	MAX LEVEL	MIN LEVEL	DIMMING PROTOCOL
LUTRON - MAESTRO	MAELV-600	100%	0%	Phase Cut
LUTRON - SKYLARK	SELV-300P	100%	0%	Phase Cut
LUTRON - SKYLARK	SELV-300P	100%	0%	Phase Cut
LUTRON - SKYLARK	CTELV-303P	100%	0%	Phase Cut
LUTRON - DIVA	DVELV-300P	100%	0%	Phase Cut
LEGRAND - ADORNE	TRUE UNIVERSAL	100%	30%	Phase Cut

DIMMER LIST COMPATIBILITY FOR G9 LED BULBS – 230V

Phase cut dimming (leading edge or trailing edge**)

DIMMER BRAND	MODEL	MAX LEVEL	MIN LEVEL	DIMMING PROTOCOL
VARILIGHT	V-PRO	100%	2%	Phase Cut
LEGRAND - NILOÉ	3 996 35	87%	15%	Phase Cut
NIKO	310-0280X	94%	5%	Phase Cut
NIKO	310-0190X	100%	1%	Phase Cut

*Other dimmers can yield good results and we recommend conducting your own test before final installation.

Some dimmers require a minimum load, check specifications.

*Other dimmers that specify LED lamp compatibility may operate without issue.

We recommend conducting your own test before final installation.

**Leading edge is also known as TRIAC or Forward Phase.

Trailing edge is also known as ELV or Reverse Phase.
