







# BEAUBIEN 10

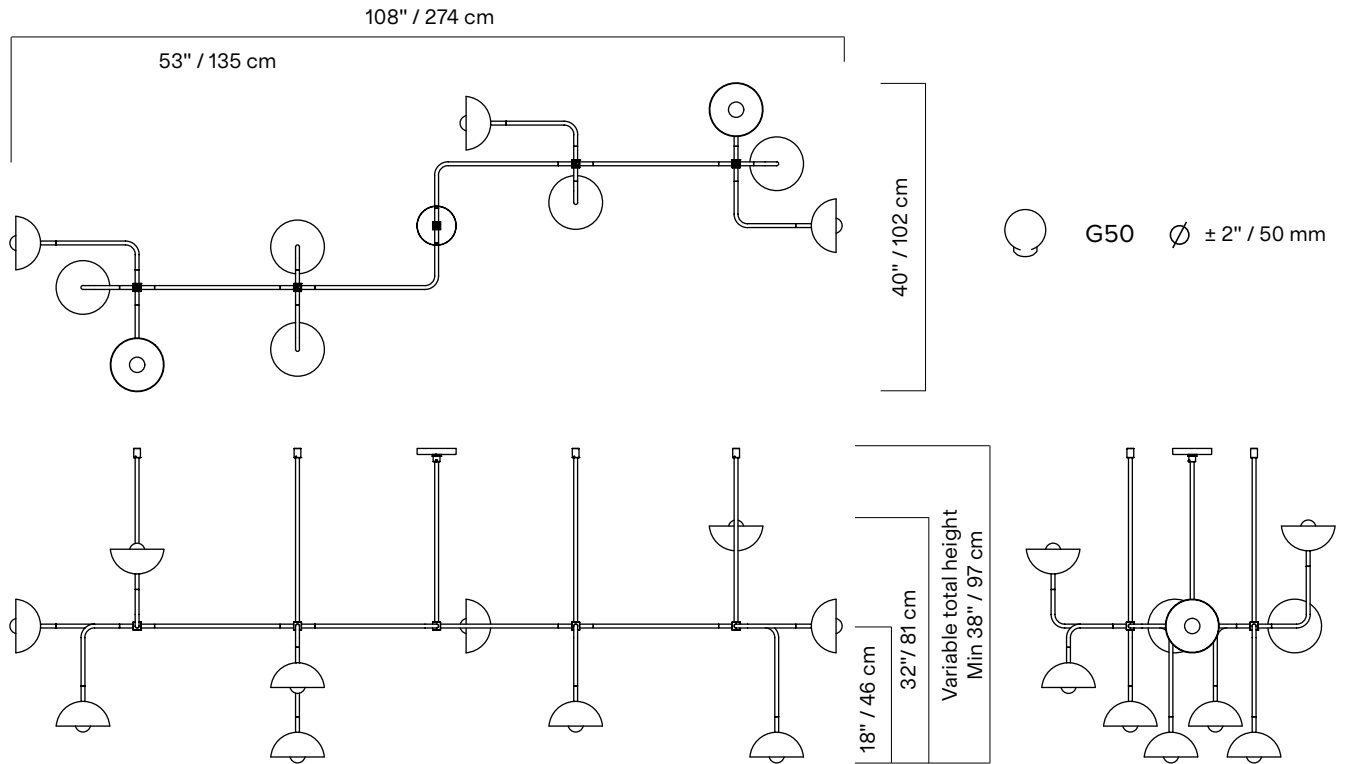


The Beaubien Collection's strong black lines bend in and out of space, moving effortlessly between simplicity and ornamentation. Round and cubic brass connectors complete the lamps' structures and add a rich material contrast to the powder coated rods. The collection's industrial and graphic aesthetic is imbued with a palette of influences, from traditional Chinese screens to the Memphis movement. Each influence strengthens the collection, creating nuance within its timeless character.

<b>TYPE</b>	Suspension
<b>CONSTRUCTION</b>	Powder coated aluminum body Powder coated steel canopy Brass hardware Milk glass globe
<b>SPECIFICATIONS</b>	Source: LED lamp provided (G9 base) Power consumption: 10x 3.5W Lumen output: 1790lm  Colour temperature: 2700K included * 3000K available upon request Colour rendering index: ≥ 90 CRI standard Expected lifetime: ≥ 15 000h
<b>CONTROL</b>	Refer to our recommended list of dimmer models
<b>TOTAL HEIGHT</b>	38"   44"   50"   56"   62" 97 cm   112 cm   127 cm   142 cm   157 cm
<b>WEIGHT</b>	Min. 24lb / 10.8kg
<b>CERTIFICATIONS</b>	     IP20 
<b>WARRANTY</b>	2 years

## NOTES

- Luminaire total height (ceiling to lowest point of luminaire)  
Min - 38" / 97 cm  
Max - 62" / 97 cm + variable  
\*For any height outside these parameters, contact Lambert & Fils
- Luminaire height is not adjustable on site
- Luminaire can be installed on a slanted ceiling - 45° or less. Contact Lambert & Fils
- Dimensions are approximate and may vary slightly



---

## FINISH



**BR**  
Brass



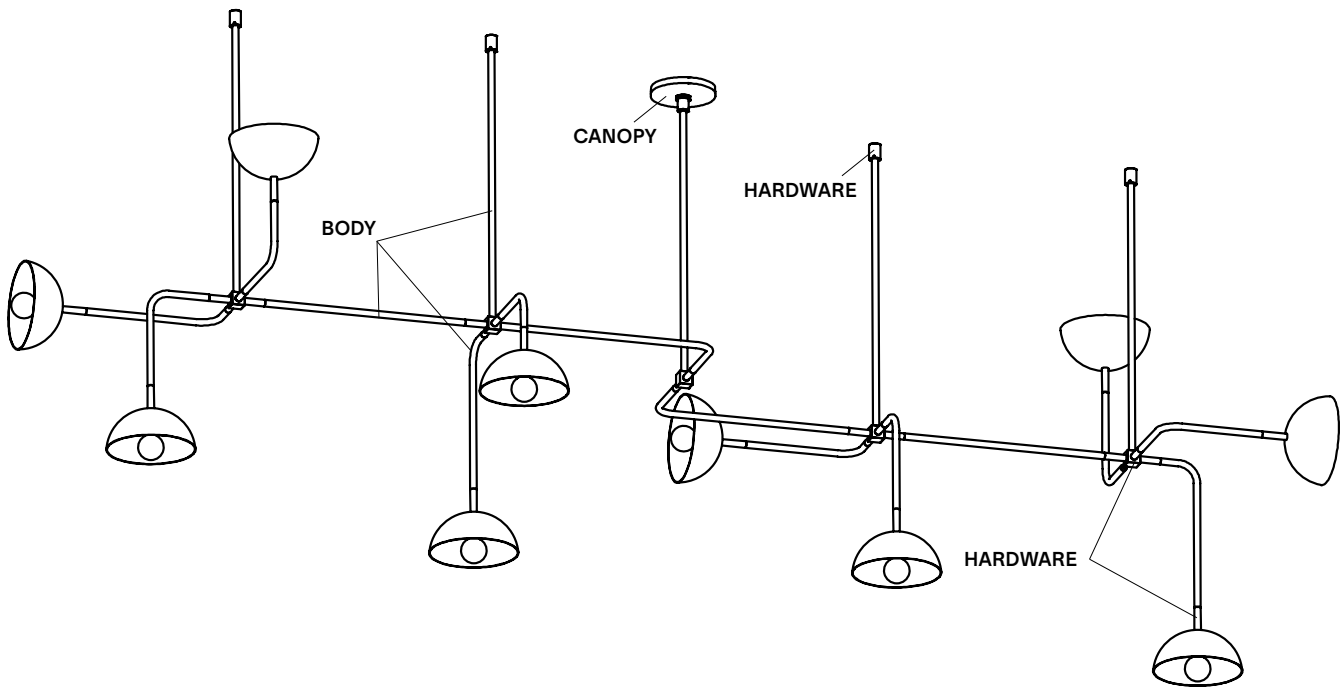
**BK**  
Textured  
black



**GR**  
Graphite

---

## LAMP ANATOMY



---

## NOTES

- Must be installed by an electrician
- Not protected against liquids (refer to IP20)
- Additional charges for modifications or for special orders
- Slanted ceiling available upon request - custom fees applied
- Please refer to maintenance sheet on our website for cleaning instructions

			Example	Fill with your selection
<b>COLLECTION</b>	<b>BEAUBIEN</b> BEA		BEA	BEA
<b>MODEL</b>	<b>10</b>		10	10
<b>FRAME</b>	<b>BKBR</b> Textured black/brass <b>BKGR</b> Textured black/graphite		BKBR	
<b>TOTAL HEIGHT</b>	<b>A</b> 38" / 97 cm <b>B</b> 40" / 102 cm <b>C</b> 50" / 127 cm <b>D</b> 56" / 142 cm <b>E</b> 62" / 157 cm <b>V</b> Custom		A	
<b>FULL SKU</b>			BEA10BKBRA	
			<b>NOTES</b>	

\*Custom colour available upon request. Material library on website.

## DIMMER LIST COMPATIBILITY FOR G9 LED BULBS – 120V

The dimming technology offering the best results is ELV (electronic low voltage) dimmers with reverse phase or trailing edge control.

DIMMER BRAND	MODEL	MAX LEVEL	MIN LEVEL	DIMMING PROTOCOL
LUTRON - MAESTRO	MAELV-600	100%	0%	Phase Cut
LUTRON - SKYLARK	SELV-300P	100%	0%	Phase Cut
LUTRON - SKYLARK	SELV-300P	100%	0%	Phase Cut
LUTRON - SKYLARK	CTELV-303P	100%	0%	Phase Cut
LUTRON - DIVA	DVELV-300P	100%	0%	Phase Cut
LEGRAND - ADORNE	TRUE UNIVERSAL	100%	30%	Phase Cut

## DIMMER LIST COMPATIBILITY FOR G9 LED BULBS – 230V

Phase cut dimming (leading edge or trailing edge\*\*)

DIMMER BRAND	MODEL	MAX LEVEL	MIN LEVEL	DIMMING PROTOCOL
VARILIGHT	V-PRO	100%	2%	Phase Cut
LEGRAND - NILOÉ	3 996 35	87%	15%	Phase Cut
NIKO	310-0280X	94%	5%	Phase Cut
NIKO	310-0190X	100%	1%	Phase Cut

\*Other dimmers can yield good results and we recommend conducting your own test before final installation.

---

Some dimmers require a minimum load, check specifications.

---

\*Other dimmers that specify LED lamp compatibility may operate without issue.

---

We recommend conducting your own test before final installation.

---

\*\*Leading edge is also known as TRIAC or Forward Phase.

---

Trailing edge is also known as ELV or Reverse Phase.

---