







MILE ATELIER 01



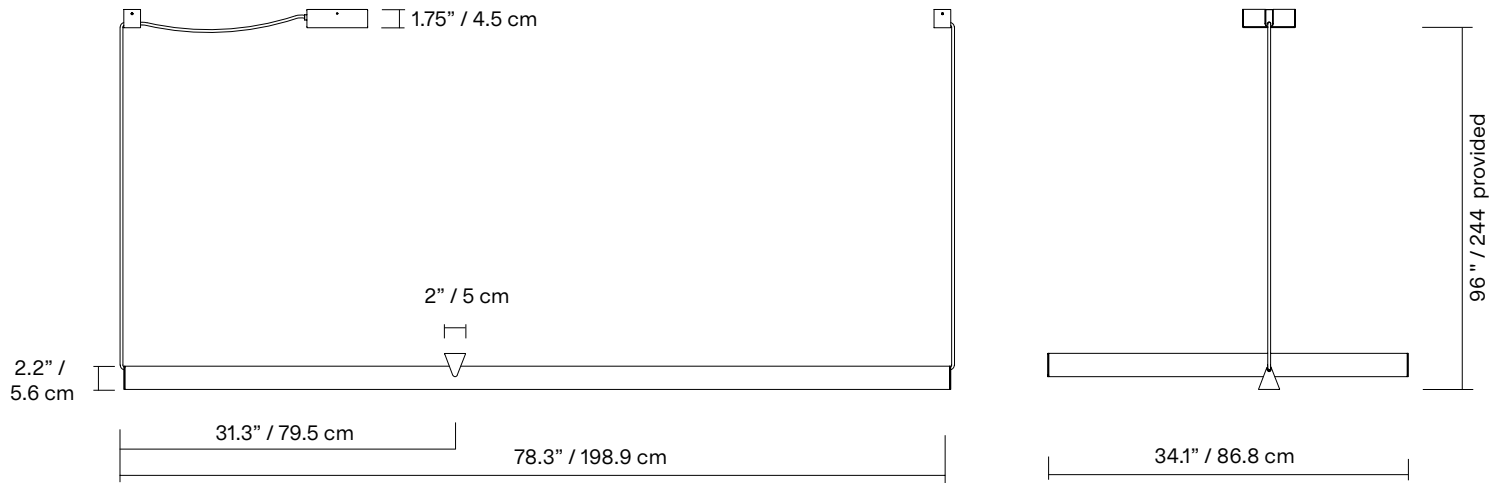

With its aluminum body, the Mile Atelier offers a mirror-like finish, reflecting the surrounding space while providing a unifying focal point. The elongated line, a vertiginous display of balance, provides a grid-like room divider that's both playful and discrete. It seems to melt into the scenery and frame it at the same time.

Mile Collection is a collaboration with designer Guillaume Sasseville.

TYPE	Suspension
CONSTRUCTION	Polished aluminum body Polished steel anchors Powder coated steel canopy Frosted acrylic diffuser Braided steel cord
SPECIFICATIONS	Source: LED array, integrated Power consumption: 40W Lumen output: LED 2700K - 3124lm LED 3000K - 3212lm Light distribution: 29% Up, 71% Down Colour rendering index: ≥90 CRI Colour consistency: 3 SDCM Expected lifetime: ≥50 000h
CONTROL	120/277V on/off, 0-10V or phase dimming (120V only) 220-240V: On/Off, Phase Dimming, DALI
CORD LENGTH	Mains/line cord - 120" / 304 cm Non-electrical cord - 96" / 244 cm
WEIGHT	8 lb / 3.6 Kg
CERTIFICATIONS	     IP20
WARRANTY	2 years

NOTES

- Luminaire total minimum height (ceiling to lowest point of luminaire) - 6" / 15 cm
- Total maximum height (ceiling to lowest point of luminaire) - variable, please specify
- Luminaire height is adjustable on site
- Available for slanted ceiling - 45° or less



FINISH



AL
Polished
aluminum



BK
Textured
black

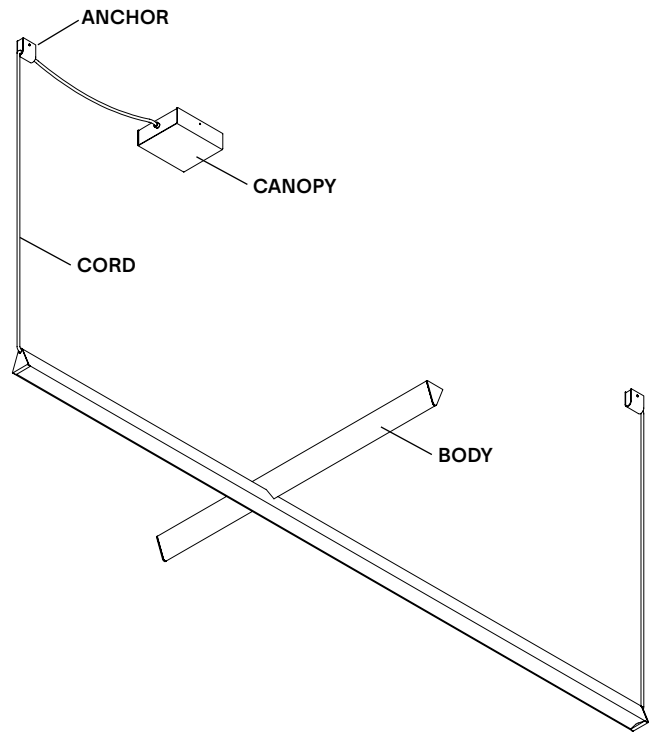


WH
Textured
white

NOTES

- Must be installed by an electrician
- Not protected against liquids (refer to IP20)
- Additional charges for modifications or for special orders
- Please refer to maintenance sheet on our website for cleaning instructions

LAMP ANATOMY



		Example	Fill with your selection
COLLECTION	MIL Mile	MIL	MIL
MODEL	51	51	51
BODY, CORD, AND ANCHORS	AL Polished aluminum CC Custom colour*	AL	AL
CANOPY	BK Textured black WH Textured white CC Custom colour*	BK	
COLOUR TEMPERATURE (CCT)	WL Warm light (2700K) NL Neutral light (2700K) D27 Warm light (2700K) D30 Dim to warm (3000K to 2200K) CCT Other CCT available upon request**	WL	
DIMMING	ZT 0-10V dimming (120V only) PH Phase dimming DA DALI (220-240V only)	ZT	
FULL SKU		MIL51ALBKWLZT	

NOTES

*Custom colour available upon request. Material library on website.

**Specific CCT selection only available in 100K increments, from 2200K to 4000K inclusively. Not available with Dim-to-Warm feature.

TESTED DIMMER COMPATIBILITY LIST - 120V*

Phase cut dimming (leading edge or trailing edge**)

DIMMER BRAND	MODEL	MAX LEVEL	MIN LEVEL	DIMMING PROTOCOL
Cooper	DLC03P	100%	2%	Phase Cut
Cooper	SLC03P	100%	1%	Phase Cut
Leviton	IPI06-1LZ	100%	1%	Phase Cut
Leviton	VPE06	100%	10%	Phase Cut
Leviton	6631-2	100%	1%	Phase Cut
Leviton	6633-P	100%	7%	Phase Cut
Leviton	6683-IW	100%	2%	Phase Cut
Lightrोलier	ZP260QEW	100%	5%	Phase Cut
Lutron	DVCL-153P	100%	2%	Phase Cut
Lutron	DVELV303P	100%	9%	Phase Cut
Lutron	DV600P	100%	3%	Phase Cut
Lutron	LG600P	100%	5%	Phase Cut
Lutron	MAELV600	100%	3%	Phase Cut
Lutron	SELV300P	100%	9%	Phase Cut
Lutron	S600P	100%	9%	Phase Cut
Lutron	S-603PG	100%	10%	Phase Cut
Lutron	TG-600P	97%	10%	Phase Cut
Lutron	TGCL-153P	100%	2%	Phase Cut

TESTED DIMMER COMPATIBILITY LIST - 230V*

Phase cut dimming (leading edge or trailing edge**)

DIMMER BRAND	MODEL	MAX LEVEL	MIN LEVEL	DIMMING PROTOCOL
Clipsal	32E450TM	100%	1.9%	Phase Cut
Clipsal	32E450UDM	100%	2.4%	Phase Cut
Diginet	MEDM	100%	0%	Phase Cut
Diginet	MMDM/PB	100%	0%	Phase Cut
ELKO	315GLE	100%	0.3%	Phase Cut
ELKO	316GLED	100%	2.2%	Phase Cut
GIRA	117600/I01	100%	3.4%	Phase Cut
Legrand	78401	100%	0%	Phase Cut
Niko	325	100%	0%	Phase Cut
Schneider	40300 RC	100%	2.3%	Phase Cut

*Other dimmers can yield good results and we recommend conducting your own test before final installation.

Some dimmers require a minimum load, check specifications.

*Other dimmers that specify LED lamp compatibility may operate without issue.

We recommend conducting your own test before final installation.

**Leading edge is also known as TRIAC or Forward Phase.

Trailing edge is also known as ELV or Reverse Phase.