






# LAURENT 15

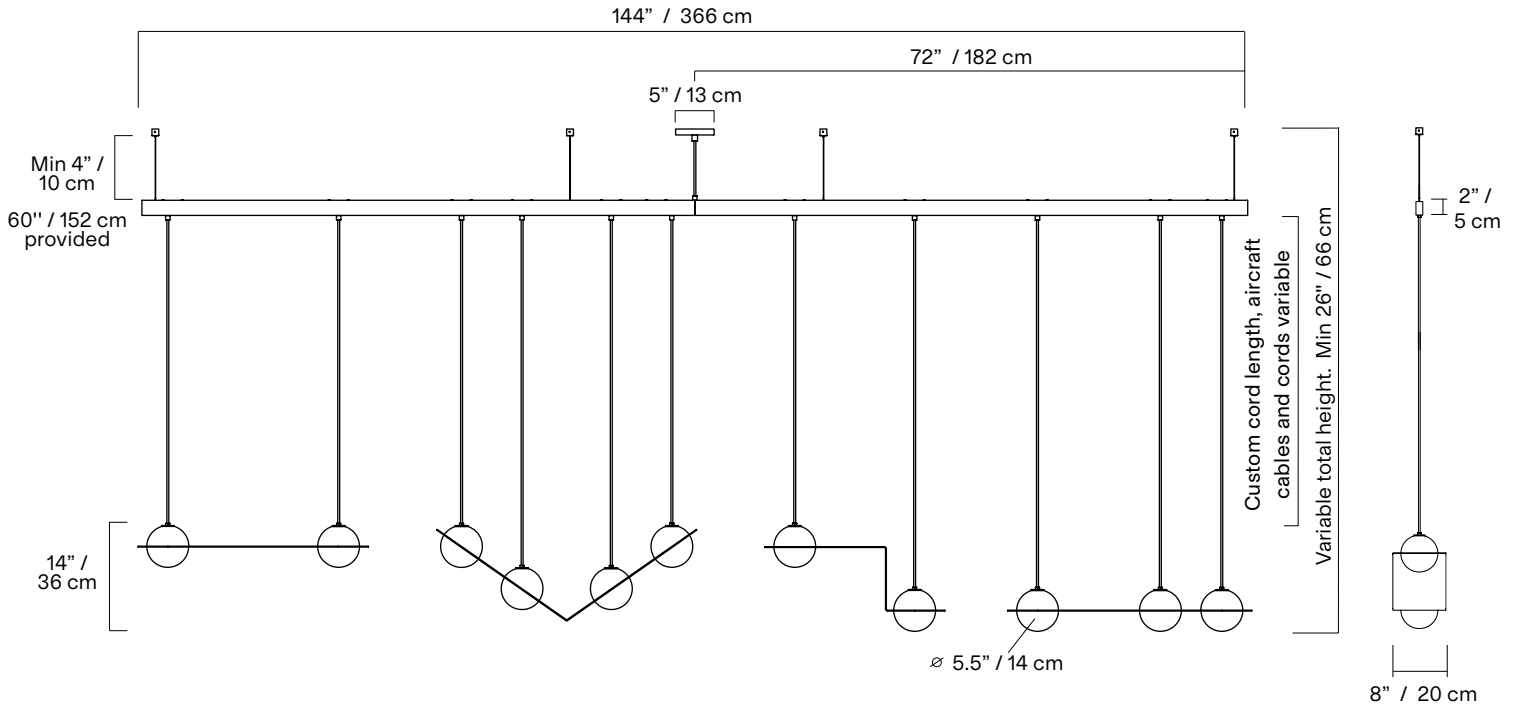


The Laurent Collection distills the milk globe to its essential relationship between circle and sphere. A series of thin forms compliment the Laurent globes—forms that carve through space, moving between line, surface, and volume. These forms combine in endless patterns, making it possible for an installation of Laurent lamps to inhabit any space with subtlety and quiet strength.

<b>TYPE</b>	Suspension
<b>CONSTRUCTION</b>	Polished brass, powder coated aluminum or nickel plated steel frame Handblown opaline glass globe Powder coated aluminum or brass hardware Polyester cord
<b>SPECIFICATIONS</b>	Source: LED lamp provided (G9 base) Power consumption: 11x 4.5W Lumen output: 3392lm  Colour temperature: 2700K included * 3000K available upon request Colour rendering index: ≥ 90 CRI standard Expected lifetime: ≥ 25 000h
<b>CONTROL</b>	Refer to our recommended list of dimmer models
<b>CORD LENGTH</b>	Fixed length to be determined by the client
<b>AIRCRAFT CABLE</b>	60" / 152 cm provided (adjustable length) Min 4" / 10 cm.
<b>WEIGHT</b>	Brass/nickel plated: 57.2 lb / 26 kg Aluminum: 43.4 lb / 19.7 kg
<b>CERTIFICATIONS</b>	     IP20
<b>WARRANTY</b>	2 years

## NOTES

- Luminaire total height (ceiling to lowest point of luminaire)  
Min - 26" / 66 cm  
Max - Custom length, aircraft cables (60" / 152 cm provided) and cords variable  
\*For any height outside these parameters, contact Lambert & Fils
- Cord height is not adjustable on site, only micro adjustments
- Luminaire can be installed on a slanted ceiling- 45° or less, contact Lambert & Fils
- Dimensions are approximate and may vary slightly



## FINISH



**BR**  
Brass



**BK**  
Textured  
Black



**BE**  
Textured  
Blue



**BG**  
Textured  
Beige



**BU**  
Textured  
Burgundy



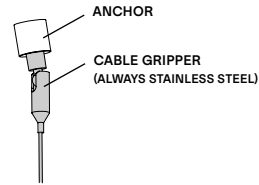
**CH**  
Nickel  
Plated



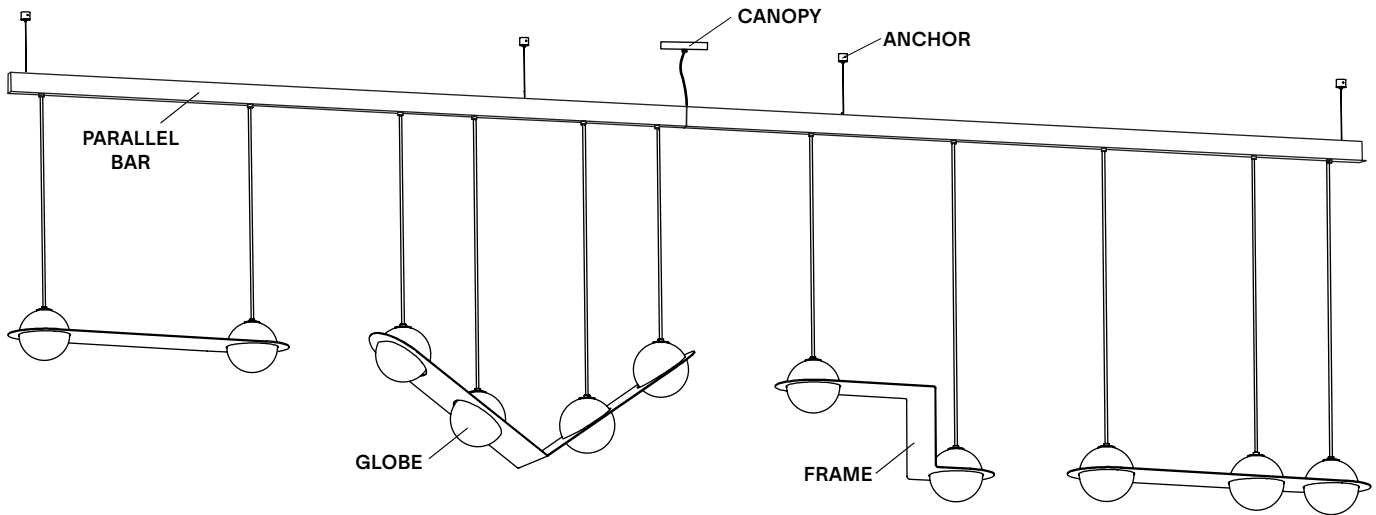
**WH**  
Textured  
White

## ANCHORS

Swivel option available for slanted ceilings (45 ° max angle)



## LAMP ANATOMY



## NOTES

- Must be installed by an electrician
- Not protected against liquids (refer to IP20)
- Ceiling anchors not meant for slanted ceilings (available upon request)
- Additional charges for modifications or for special orders
- Please refer to maintenance sheet on website for cleaning instructions

		Example	Fill with your selection
<b>COLLECTION</b>	<b>LAURENT</b> LRT	LRT	LRT
<b>MODEL</b>	<b>15</b>	15	15
<b>FRAME</b>	<b>BR</b> Brass <b>BK</b> Textured Black <b>BE</b> Textured Blue <b>BG</b> Textured Beige <b>BU</b> Textured Burgundy <b>CH</b> Nickel Plated	BR	
<b>CORD SYSTEM</b>	<b>BK</b> Black <b>BE</b> Blue <b>BG</b> Beige <b>BR</b> Brass <b>BU</b> Burgundy	BK	
<b>PARALLEL BAR</b>	<b>BK</b> Textured Black <b>BE</b> Textured Blue <b>BG</b> Textured Beige <b>BU</b> Textured Burgundy <b>WH</b> Textured White	BK	
<b>CANOPY/ANCHORS</b>	<b>BK</b> Textured Black <b>BE</b> Textured Blue <b>BG</b> Textured Beige <b>BU</b> Textured Burgundy <b>WH</b> Textured White	BK	
<b>FULL SKU</b>		LRT15BRBKBK	

**NOTES**

\*Custom colour available upon request. Material library on website.

## DIMMER LIST COMPATIBILITY FOR G9 LED BULBS – 120V

The dimming technology offering the best results is ELV (electronic low voltage) dimmers with reverse phase or trailing edge control.

DIMMER BRAND	MODEL	MAX LEVEL	MIN LEVEL	DIMMING PROTOCOL
LUTRON - MAESTRO	MAELV-600	100%	0%	Phase Cut
LUTRON - SKYLARK	SELV-300P	100%	0%	Phase Cut
LUTRON - SKYLARK	SELV-300P	100%	0%	Phase Cut
LUTRON - SKYLARK	CTELV-303P	100%	0%	Phase Cut
LUTRON - DIVA	DVELV-300P	100%	0%	Phase Cut
LEGRAND - ADORNE	TRUE UNIVERSAL	100%	30%	Phase Cut

## DIMMER LIST COMPATIBILITY FOR G9 LED BULBS – 230V

Phase cut dimming (leading edge or trailing edge\*\*)

DIMMER BRAND	MODEL	MAX LEVEL	MIN LEVEL	DIMMING PROTOCOL
VARILIGHT	V-PRO	100%	2%	Phase Cut
LEGRAND - NILOÉ	3 996 35	87%	15%	Phase Cut
NIKO	310-0280X	94%	5%	Phase Cut
NIKO	310-0190X	100%	1%	Phase Cut

\*Other dimmers can yield good results and we recommend conducting your own test before final installation.

---

Some dimmers require a minimum load, check specifications.

---

\*Other dimmers that specify LED lamp compatibility may operate without issue.

---

We recommend conducting your own test before final installation.

---

\*\*Leading edge is also known as TRIAC or Forward Phase.

---

Trailing edge is also known as ELV or Reverse Phase.

---