




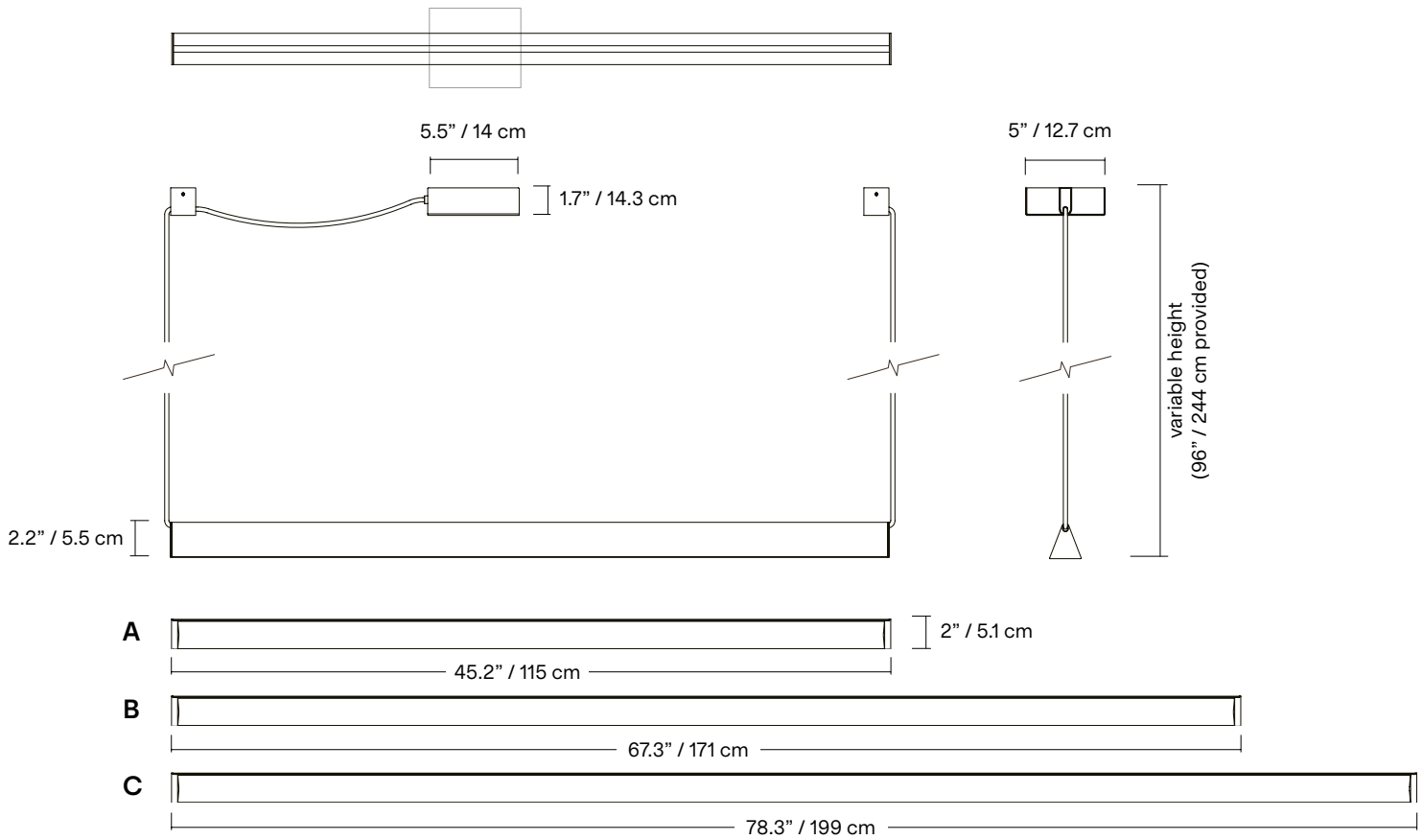


# MILE 04



A collaboration between Lambert & Fils and Guillaume Sasseville, Mile offers a variation on the linear suspension, pared down to its simplest, asymmetrical expression, with two lines floating in surprising equilibrium. Direct and indirect light are separated by a 90° pivot, thus marking out space with light. A play on contrasts, Mile is part art installation and part utilitarian light. The use of linear LED technology and the cords clamped into the structure add to the weightless, almost levitating feel of the lamp.

<b>TYPE</b>	Suspension		
<b>CONSTRUCTION</b>	Powder coated or polished aluminum body Powder coated or polished steel anchors Powder coated steel canopy Frosted acrylic diffuser Polyester cord		
<b>SPECIFICATIONS</b>	Source: LED array, integrated		
	Power consumption:	120V	230V
	<b>A</b>	24W	27W
	<b>B</b>	34W	40W
	<b>C</b>	40W	
	Lumen output:		
	<b>A</b> LED 2700K	1839lm	2077lm
	LED 3000K	1896lm	2140lm
	<b>B</b> LED 2700K	2706lm	3157lm
	LED 3000K	2709lm	3255lm
	<b>C</b> LED 2700K	3169lm	
	LED 3000K	3267lm	
	Colour rendering index: ≥ 90 CRI standard Colour consistency: 3 SDCM Expected lifetime: ≥ 50 000h		
<b>CONTROL</b>	120/277V on/off, 0-10V or phase dimming (120V only) 220-240V: On/Off, Phase Dimming, DALI Refer to our recommended list of dimmer models		
<b>CORD LENGTH</b>	Mains/line cord - 120" / 304 cm Non-electrical cord - 96" / 244 cm		
<b>WEIGHT</b>	<b>A</b> - 3.7 lb - 1.7 kg <b>B</b> - 4.4 lb - 2 kg <b>C</b> - 5.2 lb - 2.3 kg		
<b>CERTIFICATIONS</b>	    		



\*dimensions are approximate and may vary slightly

## FINISH



**BK**  
Textured  
black



**WH**  
Textured  
white



**BG**  
Textured  
beige



**GN**  
Textured  
green



**BU**  
Textured  
burgundy

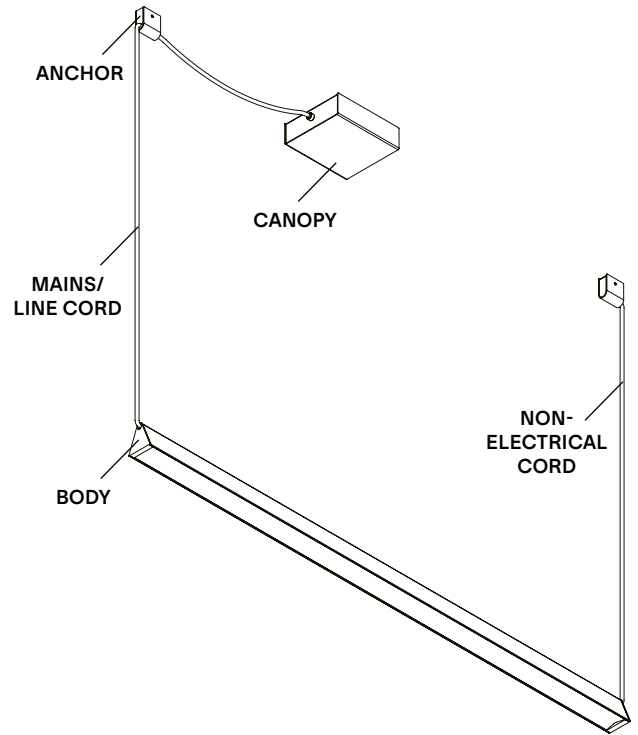


**AL**  
Polished  
aluminum

## NOTES

- Must be installed by an electrician
- LED may only be changed by Lambert & Fils or other authorized personnel
- Not protected against liquids (refer to IP20)
- Additional charges for modifications or for special orders
- Please refer to maintenance sheet on website for cleaning instructions

## LAMP ANATOMY



		Example	Fill with your selection
<b>COLLECTION</b>	<b>MIL</b> Mile	<b>MIL</b>	<b>MIL</b>
<b>MODEL</b>	<b>04ALV</b> <b>04BLV</b> <b>04CLV</b>	<b>04ALV</b>	
<b>FINISH</b> <b>BODY, CORD AND ANCHORS</b>	<b>AL</b> Polished aluminum <b>BK</b> Textured black <b>BG</b> Textured beige <b>BU</b> Textured burgundy <b>GN</b> Textured green <b>WH</b> Textured white	<b>BK</b>	
<b>CANOPY</b>	<b>BK</b> Textured black <b>BG</b> Textured beige <b>BU</b> Textured burgundy <b>GN</b> Textured green <b>WH</b> Textured white	<b>BK</b>	
<b>COLOUR TEMPERATURE (CCT)</b>	<b>WL</b> Warm light (2700K) <b>NL</b> Neutral light (2700K) <b>D27</b> Dim to warm (2700K to 2200K) <b>D30</b> Dim to warm (3000K to 2200K) <b>CCT</b> Other CCT available upon request*	<b>WL</b>	
<b>DIMMING</b>	<b>ZT</b> 0-10V dimming (120V only) <b>PH</b> Phase dimming <b>DA</b> DALI (220-240V only)	<b>ZT</b>	
<b>FULL SKU</b>		<b>MIL04ALVBKWKWLZT</b>	

**NOTES**

\* Specific CCT selection only available in 100K increments, from 2200K to 4000K inclusively. Not available with Dim-to-Warm feature.

## TESTED DIMMER COMPATIBILITY LIST - 120V\*

Phase cut dimming (leading edge or trailing edge\*\*)

DIMMER BRAND	MODEL	MAX LEVEL	MIN LEVEL	DIMMING PROTOCOL
LUTRON	DVELV303P	100%	9%	Phase Cut
LUTRON	MAELV600	100%	3%	Phase Cut
LUTRON	SELV300P	100%	9%	Phase Cut
LUTRON	CTELV-303P	100%	5%	Phase Cut
LUTRON	CTRP-253P	100%	5%	Phase Cut
LUTRON	PD-5NE	100%	7%	Phase Cut
LUTRON	DVRP-253P	100%	5%	Phase Cut
LUTRON	MA-PRO	100%	6%	Phase Cut
LUTRON	NTRP-250	100%	8%	Phase Cut
LUTRON	NTELV-300	100%	9%	Phase Cut

## TESTED DIMMER COMPATIBILITY LIST - 230V\*

Phase cut dimming (leading edge or trailing edge\*\*)

### MILE 04 A

DIMMER BRAND	MODEL	MAX LEVEL	MIN LEVEL	DIMMING PROTOCOL
CLIPSAL	32E450TM	100%	1.4%	Phase Cut
CLIPSAL	32E450UDM	100%	2.0%	Phase Cut
DIGINET	MEDM	100%	0.0%	Phase Cut
DIGINET	MMDM/PB	100%	0.0%	Phase Cut
ELKO	315GLE	100%	0.1%	Phase Cut
ELKO	316GLED	100%	8.8%	Phase Cut
GIRA	117600/I01	100%	3.4%	Phase Cut
LEGRAND	78401	100%	0.0%	Phase Cut
NIKO	325	100%	0.0%	Phase Cut
SCHNEIDER	40300 RC	100%	2.5%	Phase Cut

### MILE 04 B

DIMMER BRAND	MODEL	MAX LEVEL	MIN LEVEL	DIMMING PROTOCOL
CLIPSAL	32E450TM	100%	25%	Phase Cut
CLIPSAL	32E450UDM	100%	31 %	Phase Cut

Some dimmers require a minimum load, check specifications.

\*Other dimmers that specify LED lamp compatibility may operate without issue.

We recommend conducting your own test before final installation.

\*\*Leading edge is also known as TRIAC or Forward Phase.

Trailing edge is also known as ELV or Reverse Phase.

## TESTED DIMMER COMPATIBILITY LIST - 230V\*

Phase cut dimming (leading edge or trailing edge\*\*)

### MILE 04 C

DIMMER BRAND	MODEL	MAX LEVEL	MIN LEVEL	DIMMING PROTOCOL
CLIPSAL	32E450TM	100%	1.9%	Phase Cut
CLIPSAL	32E450UDM	100%	2.4%	Phase Cut
DIGINET	MEDM	100%	0.0%	Phase Cut
DIGINET	MMDM/PB	100%	0.0%	Phase Cut
ELKO	315GLE	100%	0.3%	Phase Cut
ELKO	316GLED	100%	2.2%	Phase Cut
GIRA	117600/I01	100%	3.4%	Phase Cut
LEGRAND	78401	100%	0.0%	Phase Cut
NIKO	325	100%	0.0%	Phase Cut
SCHNEIDER	40300 RC	100%	2.3%	Phase Cut

\*Other dimmers can yield good results and we recommend conducting your own test before final installation.

---

Some dimmers require a minimum load, check specifications.

---

\*Other dimmers that specify LED lamp compatibility may operate without issue.

---

We recommend conducting your own test before final installation.

---

\*\*Leading edge is also known as TRIAC or Forward Phase.

---

Trailing edge is also known as ELV or Reverse Phase.

---