






LAURENT 07



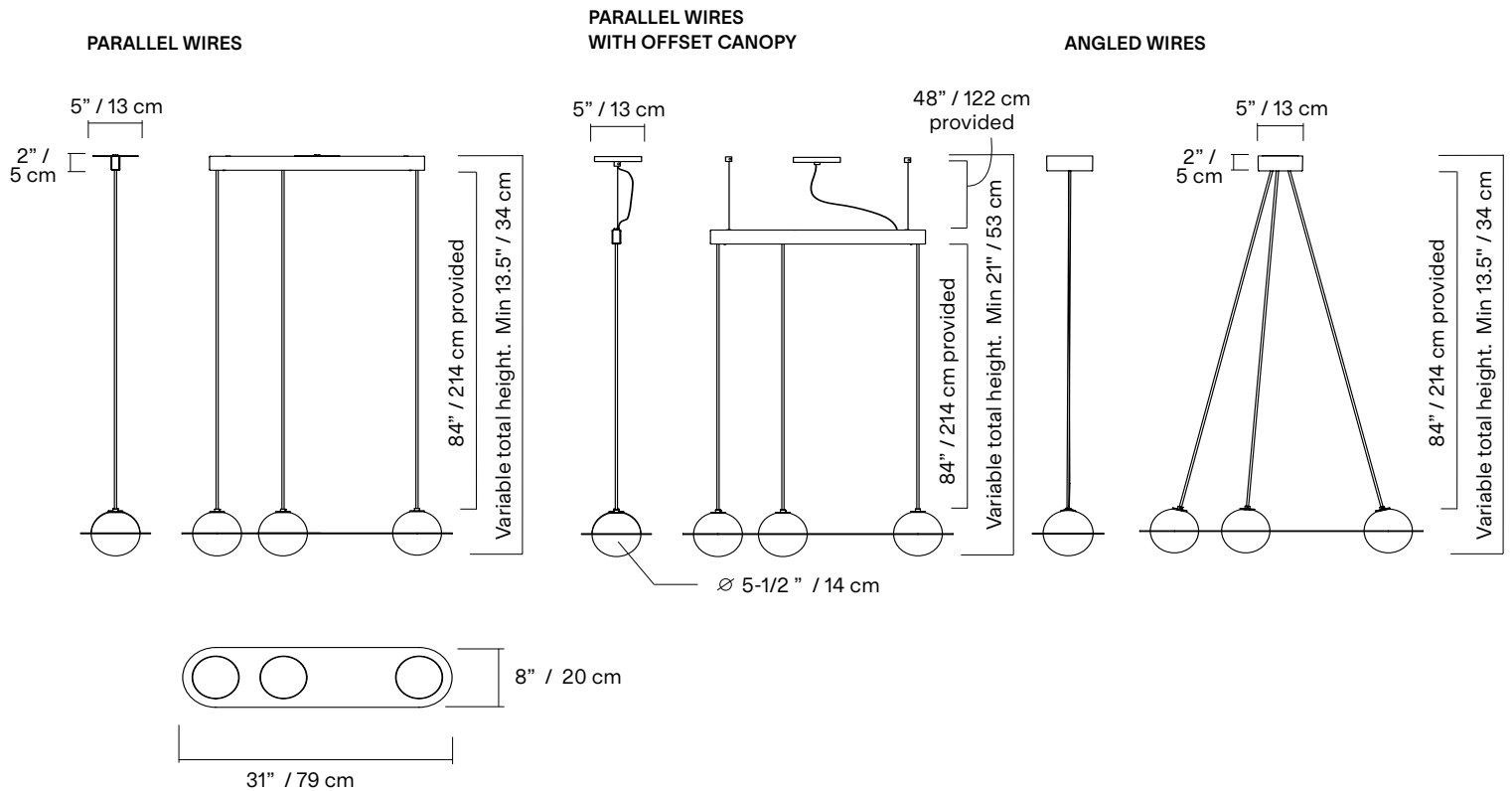
The Laurent Collection distills the milk globe to its essential relationship between circle and sphere. A series of thin forms compliment the Laurent globes—forms that carve through space, moving between line, surface, and volume. These forms combine in endless patterns, making it possible for an installation of Laurent lamps to inhabit any space with subtlety and quiet strength.

TYPE	Suspension
CONSTRUCTION	Polished brass, powder coated aluminium or nickel plated steel frame Handblown opaline glass globe Powder coated aluminium or brass hardware Polyester cord
SPECIFICATIONS	Source: LED lamp provided (G9 base) Power consumption: 3x 4.5W Lumen output: 957lm Colour temperature: 2700K included * 3000K available upon request Colour rendering index: ≥ 90 CRI standard Expected lifetime: ≥ 25 000h
CONTROL	Refer to our recommended list of dimmer models
CORD LENGTH	84" / 213 cm (minimum 30" / 76 cm for angled wires)
WEIGHT	Parallel- brass/nickel plated: 14.1 lb / 6.4 kg aluminium: 11.3 lb / 5.1 kg Angled- brass/nickel plated: 12.2 lb / 5.5 kg aluminium: 9.4 lb / 4.3 kg
CERTIFICATIONS	     IP20
WARRANTY	2 years

NOTES

- Luminaire total height (ceiling to lowest point of luminaire)
 Min - parallel or angled: 13.5" / 34 cm
 offset: 21" / 53 cm

 Max - parallel or angled: 91.5" / 232 cm (84" / 214 cm cord provided)
 offset: 139.5" / 354 cm (84" / 214 cm cords + 48" / 122 cm aircraft cables provided)
 *For any height outside these parameters, contact Lambert & Fils
- Luminaire height is adjustable on site
- Only luminaires with parallel cords and offset connections are available for slanted ceiling-45° or less, contact Lambert & Fils
- Dimensions are approximate and may vary slightly



FINISH



BR
Brass



BK
Textured
Black



BE
Textured
Blue



BG
Textured
Beige



BU
Textured
Burgundy



CH
Nickel
Plated



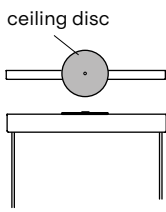
WH
Textured
White

MOUNTING TYPE

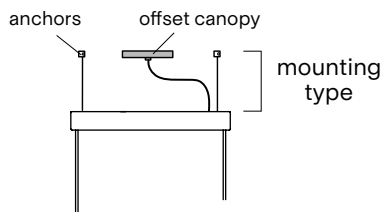
AW
angled wires



PWCM
parallel wires
-ceiling mount

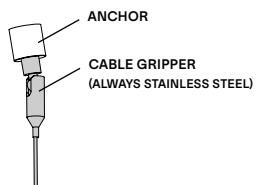


PWOS
parallel wires
-offset canopy



ANCHORS

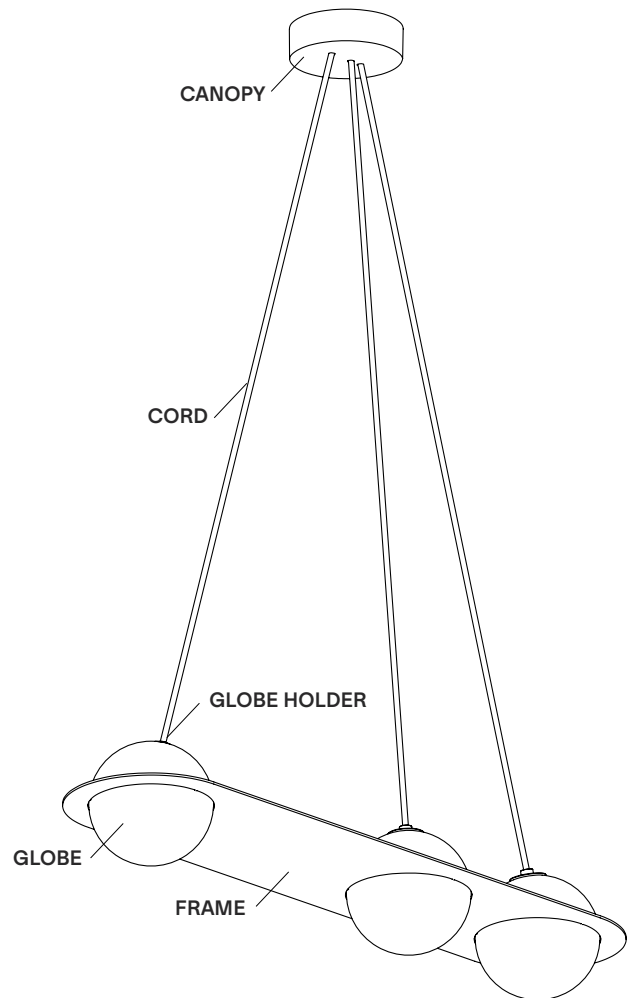
Swivel option available for slanted ceilings (45° max angle).
With offset canopy mounting type only.



NOTES

- Must be installed by an electrician
- Not protected against liquids (refer to IP20)
- Ceiling anchors not meant for slanted ceilings (available upon request)
- Additional charges for modifications or for special orders
- Please refer to maintenance sheet on website for cleaning instructions

LAMP ANATOMY



		Example	Fill with your selection
COLLECTION	LAURENT LRT	LRT	LRT
MODEL	07	07	07
MOUNTING TYPE	AW Angled wires PWOS Parallel wires (offset canopy) PWCM Parallel wires (ceiling mount)	AW	
FRAME	BK Textured Black BE Textured Blue BG Textured Beige BR Brass BU Textured Burgundy CH Nickel plated	BK	
CORD	BK Black BE Blue BG Beige BR Brass BU Burgundy WH White	BK	
CANOPY	BK Textured Black BE Textured Blue BG Textured Beige BU Textured Burgundy WH Textured White	BK	
MOUNTING TYPE FINISH* TO CHOOSE ONLY WITH PARALLEL WIRES.	BK Textured Black BE Textured Blue BG Textured Beige BU Textured Burgundy WH Textured White	BK	
FULL SKU		LRT07AWOSBKBKKBK	
		NOTES	

*Custom colour available upon request. Material library on website.

DIMMER LIST COMPATIBILITY FOR G9 LED BULBS – 120V

The dimming technology offering the best results is ELV (electronic low voltage) dimmers with reverse phase or trailing edge control.

DIMMER BRAND	MODEL	MAX LEVEL	MIN LEVEL	DIMMING PROTOCOL
LUTRON - MAESTRO	MAELV-600	100%	0%	Phase Cut
LUTRON - SKYLARK	SELV-300P	100%	0%	Phase Cut
LUTRON - SKYLARK	SELV-300P	100%	0%	Phase Cut
LUTRON - SKYLARK	CTELV-303P	100%	0%	Phase Cut
LUTRON - DIVA	DVELV-300P	100%	0%	Phase Cut
LEGRAND - ADORNE	TRUE UNIVERSAL	100%	30%	Phase Cut

DIMMER LIST COMPATIBILITY FOR G9 LED BULBS – 230V

Phase cut dimming (leading edge or trailing edge**)

DIMMER BRAND	MODEL	MAX LEVEL	MIN LEVEL	DIMMING PROTOCOL
VARILIGHT	V-PRO	100%	2%	Phase Cut
LEGRAND - NILOÉ	3 996 35	87%	15%	Phase Cut
NIKO	310-0280X	94%	5%	Phase Cut
NIKO	310-0190X	100%	1%	Phase Cut

*Other dimmers can yield good results and we recommend conducting your own test before final installation.

Some dimmers require a minimum load, check specifications.

*Other dimmers that specify LED lamp compatibility may operate without issue.

We recommend conducting your own test before final installation.

**Leading edge is also known as TRIAC or Forward Phase.

Trailing edge is also known as ELV or Reverse Phase.
