

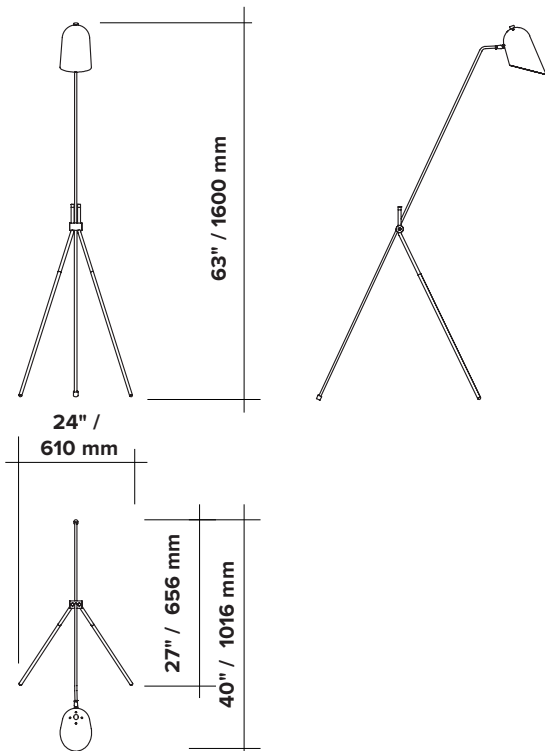


CLIFF FLOOR




| | | |
|-----------------------|---|----------------------------|
| type | floor | |
| materials | body : | brass, powder coated steel |
| | shade : | powder coated aluminium |
| | hardware : | brass |
| | wire: | vinyl |
| wire length | 96" / 2438 mm footswitch positioned at 24"/610 mm from body | |
| weight | 6.0 lb / 2.7 kg | |
| light bulb | incandescent 60 watts max (not included) | |
| sockets | E26 / E27 | |
| voltage | 120V / 240V | |
| certifications |   | |
| notes | <ul style="list-style-type: none"> - additional charges for modifications or for special orders - lead time between 7-9 weeks - dimensions are approximate and may vary slightly | |




ORDER GUIDE: SKU

| <u>COLLECTION</u> | <u>MODEL</u> | <u>FINISH (shade/legs and hardware)</u> |
|-------------------|--------------|--|
| CLI cliff | 02 | BLBR black shade/legs, brass hardware |
| | | BLGR black shade/legs, graphite hardware |
| | | WHBR white shade/legs, brass hardware |
| CLI | 02 | BLBR = CLI02BLBR <i>example</i> |

FINISH



brass



flat black



graphite



flat white

