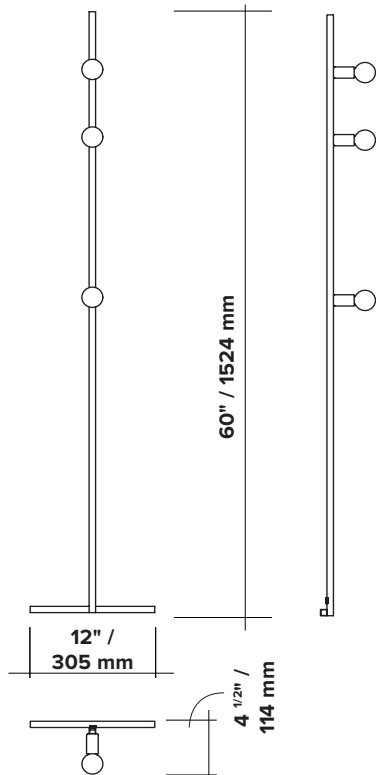


## DOT LINE FLOOR



|                       |   |   |
|-----------------------|---|---|
| <b>type</b>           | floor   |   |
| <b>materials</b>      | body :  | brass (BR) or powder coated aluminium (BL/WH) |
|                       | sphere :  | milk glass (G50)                              |
|                       | hardware:   | brass   |
|                       | wire :  | vinyl   |
| <b>wire length</b>    | 120" / 3048 mm<br>footswitch positioned at 24" / 610 mm from body   |   |
| <b>weight</b>         | 1.8 lb / 0.8 kg   |   |
| <b>sockets</b>        | G9  |   |
| <b>lightbulb</b>      | LED (included), 3x 3,5W   |   |
| <b>voltage</b>        | 120V / 240V   |   |
| <b>certifications</b> |   |   |
| <b>notes</b>          | <ul style="list-style-type: none"> <li>- lead time between 7-9 weeks</li> <li>- dimensions are approximate and may vary slightly</li> </ul> |   |



## ORDER GUIDE: SKU

| COLLECTION | MODEL | FINISH                           |                             |
|------------|-------|----------------------------------|-----------------------------|
| DOT dot    | 05    | BR brass<br>BL black<br>WH white |                             |
| DOT        | 05    | BR                               | = DOT05BR<br><i>example</i> |

### FINISH



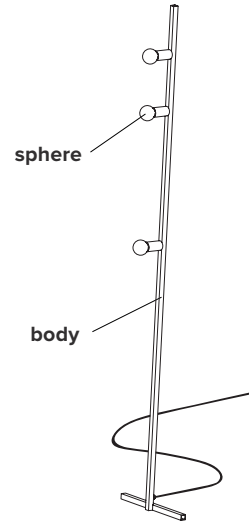
brass



flat black

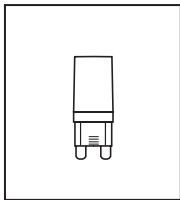


flat white



## LIGHT BULB

### G9 SOCKETS



Frosted  
3.5W  
100V-120V / 240V  
350 Lumens  
2700 K  
25 000 H  
CRI ≥80  
2 years warranty

### SPHERES



G50 Ø ±2" / 50 mm

