
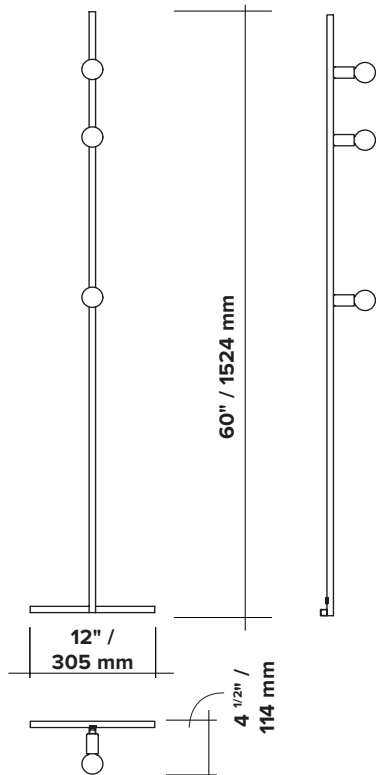


DOT LINE FLOOR



type	floor	
materials	body :	brass (BR) or powder coated aluminium (BL/WH)
	sphere :	milk glass (G50)
	hardware:	brass
	wire :	vinyl
wire length	120" / 3048 mm footswitch positionned at 24" / 610 mm from body	
weight	1.8 lb / 0.8 kg	
sockets	G9	
lightbulb	LED (included), 3x 3,5W	
voltage	120V / 240V	
certifications		
notes	<ul style="list-style-type: none"> - lead time between 8-9 weeks - dimensions are approximate and may vary slightly 	



ORDER GUIDE: SKU

COLLECTION	MODEL	FINISH	
DOT dot	05	BR brass BL black WH white	
DOT	05	BR	= DOT05BR <i>example</i>

FINISH



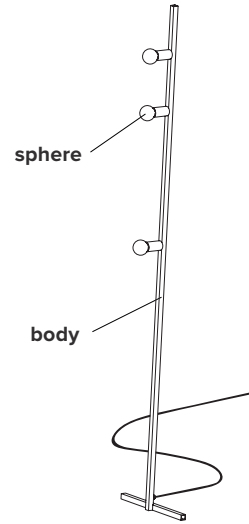
brass



flat black

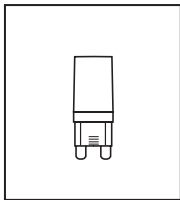


flat white



LIGHT BULB

G9 SOCKETS



Frosted
3.5W
100V-120V / 240V
350 Lumens
2700 K
25 000 H
CRI ≥80
2 years warranty

SPHERES



G50 Ø ±2" / 50 mm

