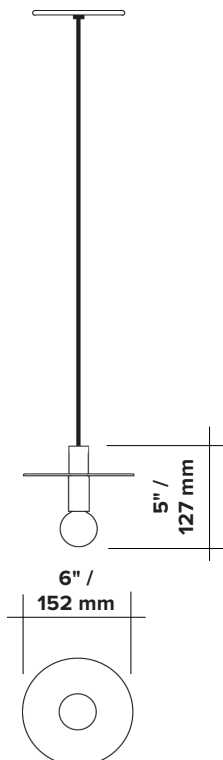





## DOT



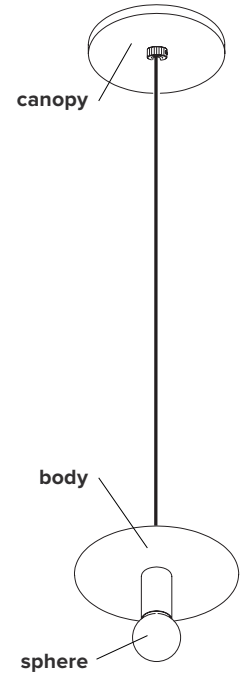
<b>type</b>	suspension
<b>materials</b>	body : brass (BR) or powder coated steel and aluminium (BL/WH) sphere : milk glass wire: nylon
<b>wire length</b>	120" / 3048 mm
<b>weight</b>	1.8 lb / 0.8 kg
<b>light bulb</b>	LED (included), 3,5W
<b>sockets</b>	G9
<b>voltage</b>	120V / 240V
<b>dimmer</b>	refer to our recommended list of dimmer models
<b>certifications</b>	 
<b>notes</b>	<ul style="list-style-type: none"><li>- must be installed by an electrician</li><li>- lead time between 8-9 weeks</li><li>- dimensions are approximate and may vary slightly</li></ul>



## ORDER GUIDE: SKU

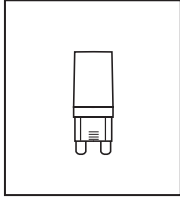
<u>COLLECTION</u>	<u>MODEL</u>	<u>FINISH</u>
<b>DOT</b> dot	<b>02</b>	<b>BR</b> brass <b>BL</b> black <b>WH</b> white
DOT	02	BR
<b>FINISH</b>		
		
brass	flat black	flat white

= **DOT02BR**  
example



## LIGHT BULB & DIMMER SPECIFICATIONS

### G9 SOCKETS



Frosted  
3.5W  
100V-120V / 240V  
350 Lumens  
2700 K  
25 000 H  
CRI ≥80  
2 years warranty

### SPHERES



G100 Ø ±4" / 100 mm



### DIMMER LIST COMPATIBILITY FOR G9 LED BULBS – 120V

The dimming technology offering the best results is ELV (electronic low voltage) dimmers with reverse phase or trailing edge control.

<u>DIMMER BRAND</u>	<u>MODEL NUMBER</u>	<u>MAX LEVEL</u>	<u>MIN LEVEL</u>	<u>FLICKERING</u>	<u>OVERALL QUOTE</u>
LUTRON - MAESTRO	MAELV-600	100%	0%	0%-10%	good
LUTRON - SKYLARK	SELV-300P	100%	0%	no	very good
LUTRON - SKYLARK	SELV-303P	100%	0%	no	very good
LUTRON - SKYLARK	CTELV-303P	100%	0%	no	very good
LUTRON - DIVA	DVELV-300P	100%	0%	no	very good
LEGRAND - ADORNE	TRUE UNIVERSAL	100%	30%	no	good

### DIMMER LIST COMPATIBILITY FOR G9 LED BULBS – 230V

<u>DIMMER BRAND</u>	<u>MODEL NUMBER</u>	<u>MAX LEVEL</u>	<u>MIN LEVEL</u>	<u>FLICKERING</u>	<u>OVERALL QUOTE</u>
VARILIGHT	V-PRO	100%	2%	no	very good
LEGRAND - NILOÉ	3 996 35	87%	15%	no	good
NIKO	310-0280X	94%	5%	no	very good
NIKO	310-0190X	100%	1%	no	very good

\*Other dimmers can yield good results and we recommend conducting your own test before final installation.