




CLIFF WALL



HARDWIRE

SOFTWARE

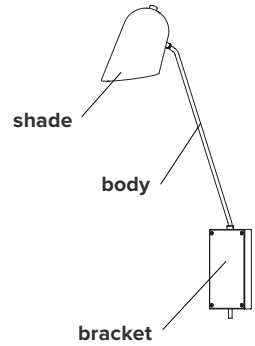


type	table
materials	body : brass shade : powder coated aluminium hardware : brass bracket : powder coated steel (SW) powder coated aluminium (HW) wire: vinyl
wire length	96" / 2438 mm switch positioned at 18"/457 mm from body
weight	2.0 lb / 1.5 kg
light bulb	incandescent 60 watts max (not included)
sockets	E26 / E27
voltage	120V / 240V
certifications	  
notes	– lead time between 7-9 weeks – dimensions are approximate and may vary slightly

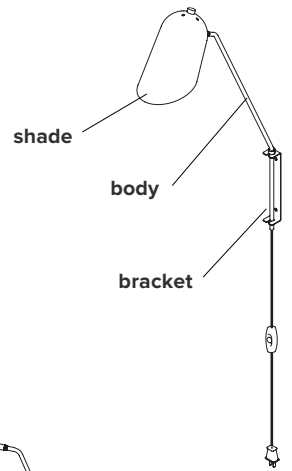
ORDER GUIDE: SKU

COLLECTION	MODEL	FINISH (shade and body)	INSTALLATION
CLI cliff	06	BLBR black shade, brass body BLGR black shade, graphite body WHBR white shade, brass body	HW hardwire SW softwire
CLI	06	BLBR	HW = CLI06BLBRHW <i>example</i>

HARDWIRE



SOFTWIRE



FINISH



brass



flat black

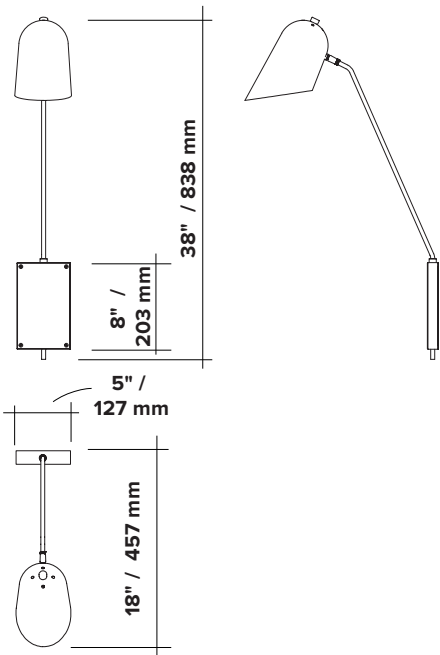


graphite



flat white

HARDWIRE



SOFTWIRE

